

# Narrative Writing

The image displays a variety of educational materials on a light-colored wooden surface. At the top center, a purple and blue pencil case is open, revealing several colorful markers in shades of blue, green, yellow, orange, and pink. To the right, a stack of colorful spiral-bound notebooks is visible. In the foreground, a hand is holding an orange marker, poised to write on a worksheet.

The worksheet, titled "Narrative Writing" (W.K.3), includes a "Name:" field, a "Complete the sentence stems" section, and a large blank box for writing. Below these are four sets of horizontal lines with dashed midlines, each preceded by a prompt: "I went to", "I was with", "First,", "Next,", and "Last,".

Surrounding the worksheet are several story cards with illustrations and text:

- A card showing a girl cooking in a red pot, a girl washing dishes, and a boy holding a bowl.
- A card showing a boy with a basket, a tree with red apples, a boy on a ladder, and a basket of apples.
- A card showing a snowy mountain landscape with the text "Big Idea: snow day".
- A card showing a slide and a swing set with the text "Big Idea: playing at a park".

Additional school supplies include a pair of yellow scissors, a green marker, a yellow marker, an orange marker, a pink marker, and a blue marker.

# What Teachers Say



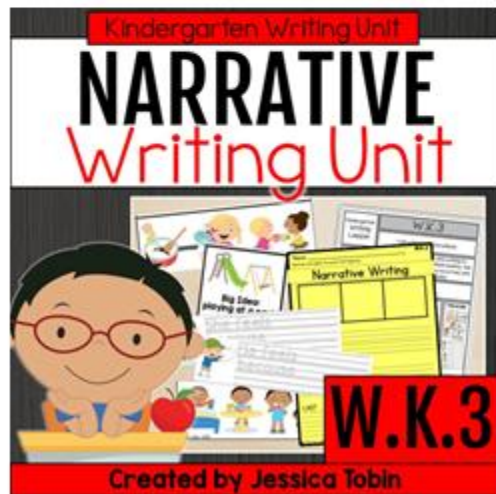
**“This resource was aligned perfectly to the standard. We were given specific standards to teach and this helped so much. Thanks.”**

**“I love your resources, I have purchased several. My favorite part of this resource was the sequencing activity. This helped my kindergarteners how stories should be sequenced.”**

**“I appreciate how this resource has lesson plans that explicitly teach students the elements of narrative writing. I have used multiple resources from this packet to create a narrative writing journal for my students and this has been helpful. Thank you!”**

# W.K.3

This ELA unit provides resources to use while teaching the standard **W.K.3**, which states that students will be able to **“Use a combination of drawing, dictating, and writing to narrate a single event or several loosely linked events, tell about the events in the order in which they occurred, and provide a reaction to what happened.”**



## Using This Unit

Let's look at the structure of this unit.

### Lessons

- There are 6 lessons in this unit. These lessons will likely take more than one day to complete, so you can break them up over the course of one to three days. It all depends on how much time you have for writing. I suggest at least 10-15 minutes for your daily lesson, then 15-20 minutes+ for practice time.

### Prompts

- These can be used throughout the unit as you see fit. They can be incorporated into daily writing, morning work, or used throughout the school year as cyclical practice.

### Graphic Organizers

- These can be used throughout the unit as you see fit, too. You can use them with your lessons if you need more or use them within your independent practice time.

### Writing Papers

- There is primary lined paper. You can choose the paper you like best. There are three options: one with a large picture, one with a medium picture option, and one with a small picture option.

### Assessments







- There is a student self-assessment included as well as a teacher rubric to use. Have the student complete the self-assessment before conferring about their pieces.

©Tobin, Nov. 2018





# Mini Lessons

Here's a quick glance at Mini Lessons #2, 3, and 4.

Kindergarten Writing Lesson	W.K.3	What We Can Write About	 Big Idea: going to the zoo	 Big Idea: playing at the park		
	I can write narrative pieces.		 Big Idea: going to school	 Big Idea: the aquarium		

Kindergarten Writing Lesson	W.K.3						
	I can write narrative pieces.						

Name _____	W.K.3
Narrative Writing	
	
FIRST	FIRST

Name _____	W.K.3
Narrative Writing	
	
FIRST	FIRST

Kindergarten Writing Lesson	W.K.3						
	I can write narrative pieces.						

She feels because

He feels because

It feels because

He feels because

She feels because

## What Can They Do?


# Practice Lessons

Here's a quick glance at Mini Lessons #5 and 6, which are review mini lessons. After the scaffolded lesson plans, there are extra mini lessons that gives students a guided practice through their writing. The teacher will guide them through a mini lesson including a review, prewrite, and drafting.

The image displays a collection of educational worksheets for narrative writing practice, arranged in a collage. The worksheets are designed for students and include various prompts and writing templates.

- Top Left:** A worksheet titled "Kindergarten Writing Lesson" with a "W.K.3" objective: "I can write narrative." It includes instructions: "Use a combination of drawing, dictating, or narrate a single event or several loosely related events in the order in which they provide a reaction to what happens." The focus is "Narrative Practice 1".
- Top Middle:** A yellow-highlighted prompt: "Narrative Prompt Write about time you went on a \_\_\_\_\_."
- Top Right:** A "Narrative Writing" template with a "Name" field, a "W.K.3" objective, and a large box for drawing. Below the box, it says "I went to \_\_\_\_\_" and "I was with \_\_\_\_\_".
- Middle Left:** A "Narrative Prompt" for "Write a story about two pirates lost a sea." It features an illustration of two children, one with a red hat and one with blonde hair, and a dog. The prompt includes three drawing steps: "Draw what happened first.", "Draw what happened next.", and "Draw what happened last." Below the prompt is a "LESSON 6" section with three steps: Step 1 (Teacher displays prompt, students work on drawing), Step 2 (Students take turns illustrating roles from the drawing), and Step 3 (Students transfer drawings to writing paper).
- Middle Right:** A "Narrative Writing" template with a "Name" field, a "W.K.3" objective, and a large box for drawing. Below the box, it says "The pirates \_\_\_\_\_", "First, \_\_\_\_\_", "Next, \_\_\_\_\_", and "Last, \_\_\_\_\_".
- Bottom Right:** A "Narrative Writing" template with a "Name" field, a "W.K.3" objective, and a large box for drawing. Below the box, it says "By: \_\_\_\_\_".

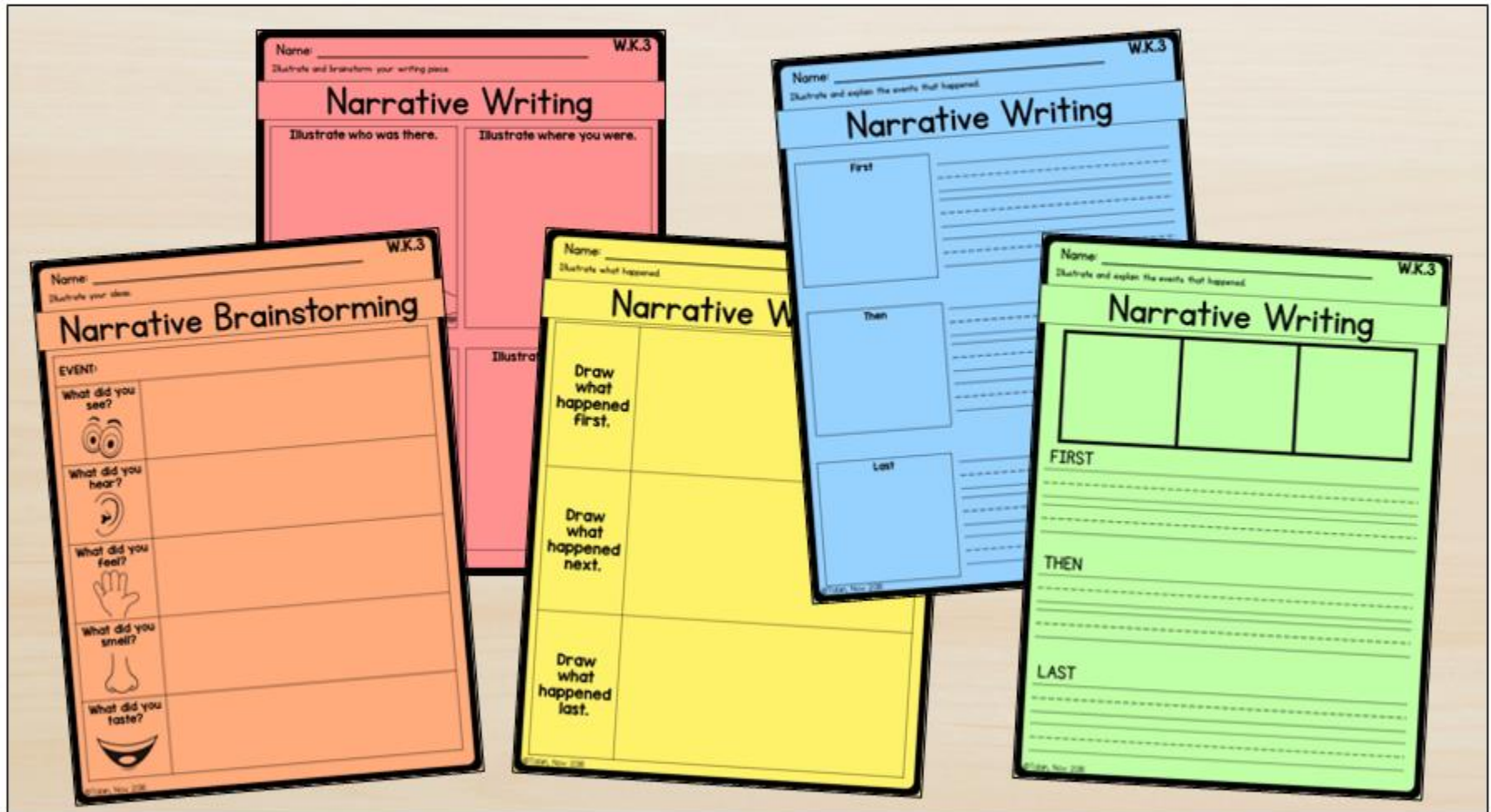
# Extra Prompts

You're also provided with **prompts** that will help give students practice.




# Graphic Organizers

You're also provided with **graphic organizers** that you can pull from and use for any narrative writing activity.



# Extra Writing Papers

You're also provided with **writing papers** that you can pull from and use for any narrative writing activity. It includes primary writing lines, plus three options of illustration box sizes.





# Digital Additions

4 pieces of this writing unit have been converted into digital options. The passages and graphic organizers now come in Google Slides.

- Graphic organizers
- Self-assessment
- Prompts
- Writing papers

