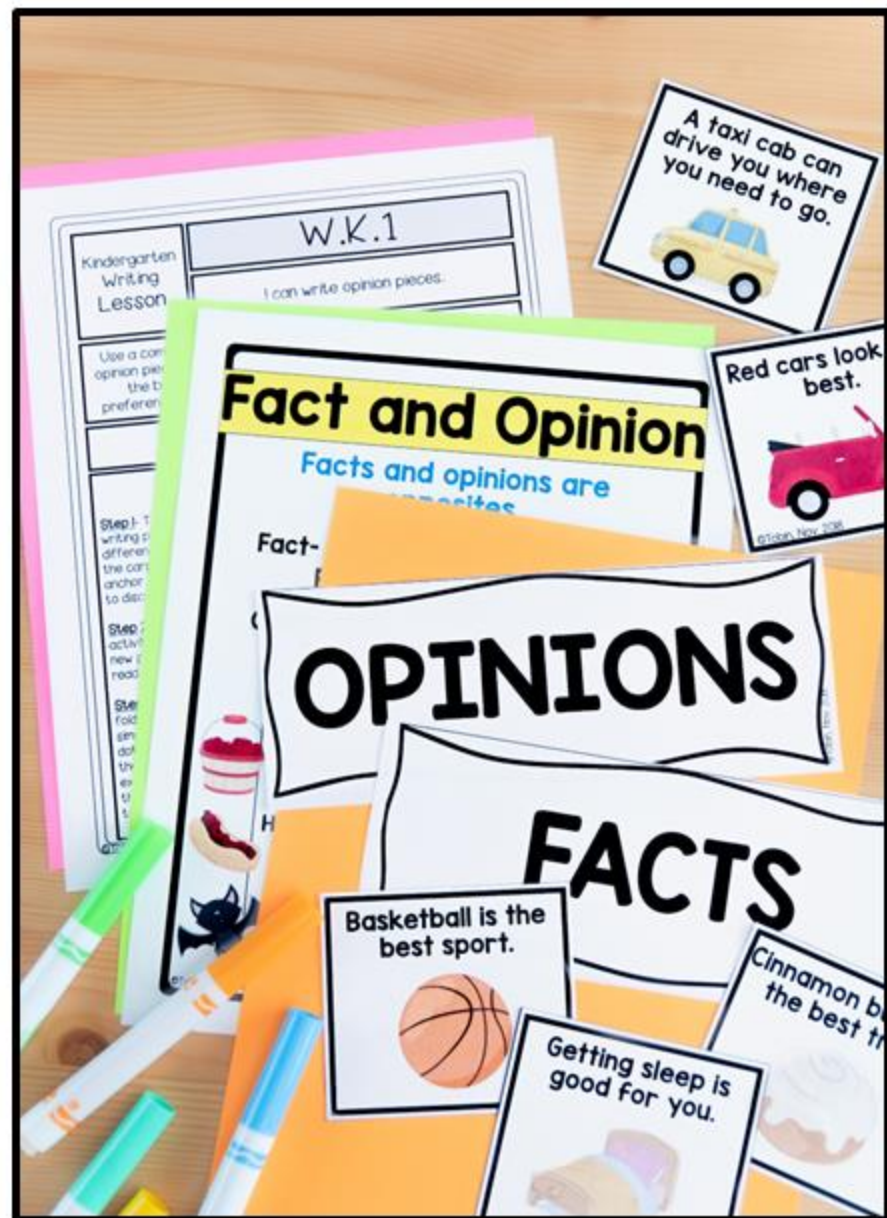


Kindergarten Opinion Writing



Common Core Aligned

W.K.1: Use a combination of drawing, dictating, and writing to compose opinion pieces in which they tell a reader the topic or the name of the book they are writing about and state an opinion or preference about the topic or book.



How It's Structured

Lessons	<p>There are <u>6 lessons</u> in this unit. These lessons will likely take more than one day to complete, so you can break them up over the course of <i>one to three days</i>. It all depends on how much time you have for writing.</p> <p>I suggest at least 10-15 minutes for your daily lesson, then 15-20 minutes+ for practice time.</p>
Writing Prompts	<p>These can be used throughout the unit as you see fit. They can be incorporated into daily writing, morning work, or used throughout the school year as cyclical practice.</p>
Graphic Organizers	<p>These can be used throughout the unit as you see fit, too. You can use them with your lessons if you need more or use them within your independent practice time.</p>
Writing Papers	<p>There is primary lined paper. You can choose the paper you like best. There are three options: one with a large picture, one with a medium picture option, and one with a small picture option.</p>
Assessments	<p>There is a student self-assessment included as well as a teacher rubric to use. Have the student complete the self-assessment before conferring about their pieces.</p>

What Teachers Say...

Opinion Writing

There are 2 pieces to an opinion writing piece.

Opinion	Author states their opinion on a topic clearly.
Reason	Author gives reason to support the opinion just stated.

Winter is the best season because you can go sled riding.

I think ice cream is the best because...

My favorite time is when the bus comes.

Frogs are the best reptiles because they live as tadpoles when they are born.

Moving is hard because you have to pack all your stuff up into a lot of boxes.

“This was such an easy unit to follow. My students were highly engaged, and their writing was well organized and meaningful. Thank you for such a wonderful resource.”

“Very helpful for teaching standards.”

“My students loved this resource, and so did I. Thank you.”

“I loved this resource! I used the seller’s compare and contrast texts file and then purchased the opinion writing file. The lessons are detailed and not filled with lots of fluff. I found it easy to follow and was able to modify to suit my needs. I am currently searching for a file on “how to” writing by the same seller.”

Lesson #1: What is Opinion?

The image displays a variety of educational resources for a lesson on facts and opinions. At the top, a yellow banner contains the title "Lesson #1: What is Opinion?". Below this, a wooden desk is set up with school supplies: a pair of orange-handled scissors, several colorful markers (blue, green, yellow, orange, pink, red), and several spiral-bound notebooks in various colors (green, blue, yellow, pink).

On the left, a lesson plan card is visible. It is titled "Kindergarten Writing Lesson" and "W.K.1". The objective is "I can write opinion pieces." It includes instructions for using drawing, dictating, and writing to compose opinion pieces. The focus is "What is an Opinion?".

In the center, there are two main anchor charts. The first is titled "Fact and Opinion" and "Facts and opinions are opposites." It defines "Fact" as "information that has been proven and is correct" and "Opinion" as "how someone thinks or feels about something." It provides examples: "Apples can be red.", "Hot dogs go into a bun.", and "Bats are a mammal that can fly." The second anchor chart is titled "What is a fact?" and "Write two examples." It features a drawing of two children and a drawing of a hand holding a pencil.

On the right, there are several opinion cards, each with a different topic and a corresponding illustration: "A crab can pinch you with its claws." (with a red crab), "Getting sleep is good for you." (with a bed), "Cats make the best pets." (with an orange cat), and "Basketball is the best sport." (with a basketball).

Lesson #2: Structure

Kindergarten Writing Lesson

W.K.1

I can write opinion pieces.

Use a combination of drawing, dictating, and writing to compose opinion pieces in which they tell a reader the topic or the name of the book they are writing about and state an opinion or preference about the topic or book (e.g., *My favorite book is...*).

Focus:
How Do We Write Opinion Pieces?

Materials:

LESSON 2

Step 1: Create an anchor chart with the students on a large sheet of anchor chart paper or display the mini poster given and discuss opinion writing and the four pieces within it.

Step 2: Show students how to write an opinion piece. Have students write an opinion piece on the topic of their choice. Encourage them to use the anchor chart as a guide.

Step 3: and read their opinion pieces to the class. Encourage them to give feedback to their classmates.

Suggested Mentor Texts

FOCUS: OPINION WRITING	
Don't Let Pigeon Drive the Bus! By: Mo Willems	I Wanna By: Karen Orloff
My Teacher for President By: Kay Winters	The Pet By: Mo Willems
I Wanna New Room By: Karen Kaufman Orloff	Click By: Mo Willems
The True Story of the Three Little Pigs By: Ian Scieszka	The By: Mo Willems

Opinion Writing

There are 2 pieces to an opinion writing piece.

Opinion	Author states their opinion on a topic clearly.
Reason	Author gives a reason to support the opinion just stated.

Winter is the best season because you can go sled riding.

Frogs are the best reptiles because they live are tadpoles when they are born.

A pet bird is the best type of pet because it is very easy to take care of.

Strawberry jam is better than grape jam because it has crunchy seeds inside of it.

The WIZARD

Lesson #3: Stating Opinions

W.K.1
I can write opinion pieces.

Use a combination of drawing, dictating, and writing to compose opinion pieces in which they tell a reader the topic or the name of the book they are writing about and state an opinion or preference about the topic or book (e.g., *My favorite book is...*).

Focus:
Stating Our Opinions

LESSON 3

Step 1: Teacher will introduce opinion writing stems. These can be made with a class-made anchor chart on butcher or anchor chart paper or you can display the mini poster given below with sample sentence stems.

Step 2: Students will stand up around the room and focus on the teacher. Teacher will show one picture at a time on the board or under the document camera. They will Mix-Pair-Share around the room to share their opinion on each picture. They must use one of the sentence stems from the poster.

Step 3: Students have worked on the past few activities with verbal opinions. Now is time for them to practice writing their opinions on certain things. They will work with partners or groups of 3. One student at a time will draw an opinion strip. They will look at the picture given for their topic. Then, they will write (after tracing a sentence stem) their opinion on the topic. They must reread their opinion sentence back to their partners for approval or improvements.

Materials:

- Opinion Stems
- Opinion Cards
- Opinion Strips

Opinion Stems
Ways to start an opinion statement.

- I think...
- I feel that...
- I believe...
- In my opinion, ...
- I don't like...
- You should read...
- My favorite
- I prefer...
- You should try
- ... is better than ...
- The best part ...

Opinion Cards:

- Boy with fever
- Juice
- Crocodile
- Mouse
- Lion


Opinion Strips:

- I think _____
- I feel _____

©Toon, Nov. 2018


Graphic Organizers

You're also provided with **graphic organizers** that you can pull from and use for any narrative writing activity.




Writing Prompts

You're also provided with **prompts** that will help give students practice.



Writing Papers

You're also provided with **writing papers** that you can pull from and use for any narrative writing activity. It includes primary writing lines, plus three options of illustration box sizes.



Practice Writing Lessons

After the scaffolded lesson plans, there are extra lessons that gives students a guided practice through their writing. The teacher will guide them through a prewrite and drafting.

Kindergarten Writing Lesson

W.K.1

I can write opinion pieces.

Use a combination of drawing, dictating, and writing to compose opinion pieces in which they tell a reader the topic or the name of the book they are writing about and state an opinion or preference about the topic or book (e.g., My favorite book is...).

Focus: Writing Our Opinions on Topics

LESSON 5

Materials:

Step 1: Teacher will read aloud and ask questions to the class. They will hold up their red x or green check to show if it's strong. Teacher needs to model and discuss how strong opinions have a clear topic and weak opinions do not state a topic.

Step 2: Teacher will display the prompt on the board. Teacher will then allow students to work on their brainstorming paper independently. Turn on calm music and ask them to brainstorm and write their ideas for opinions and use the dry-erase paper for checking answers.

Opinion Prompt

What is your favorite dessert?

Name: _____

W.K.1

Opinion Writing

Opinion

Write your opinion. Then illustrate two reasons why.

W.K.1

Opinion Writing

Opinion

Write your opinion. Then write or draw two reasons why you think this.

Why I liked it...

Favorite part of the book:

Why I liked it...

W.K.1

Opinion Writing

Opinion

Write your opinion. Then write or draw two reasons why and write it.

My favorite...

Love Your Book

Kindergarten Writing Lesson

W.K.1

I can write opinion pieces.

Use a combination of drawing, dictating, and writing to compose opinion pieces in which they tell a reader the topic or the name of the book they are writing about and state an opinion or preference about the topic or book (e.g., My favorite book is...).

Focus: Writing Our Opinions on Books

LESSON 6

Materials:

Step 1: Teacher will read about a fictional text to the class. It can be a class favorite or a brand new book. Teacher will stop throughout and discuss events happening and character traits.

Step 2: Teacher will allow students to work on their brainstorming paper independently. Turn on calm music and ask them to brainstorm and write their ideas for opinions and reasons.

Opinion Prompt

What is your favorite dessert?

Name: _____

W.K.1

Opinion Writing

Opinion

Write your opinion. Then illustrate two reasons why.

W.K.1

Opinion Writing

Opinion

Write your opinion. Then write or draw two reasons why you think this.

Why I liked it...

Favorite part of the book:

Why I liked it...

W.K.1

Opinion Writing

Opinion

Write your opinion. Then write or draw two reasons why and write it.

My favorite...

Love Your Book

Digital Conversions

4 pieces of this writing unit have been converted into digital options. The passages and graphic organizers now come in Google Slides.

- Graphic organizers
- Self-assessment
- Prompts
- Writing papers

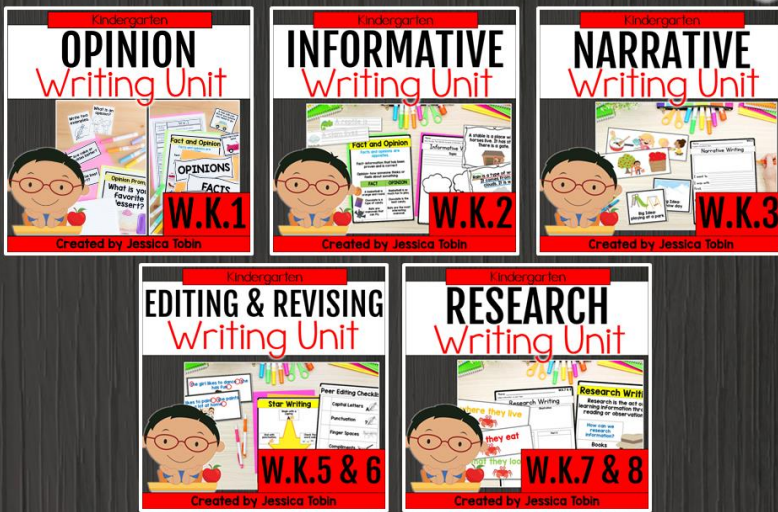


Save Money with Bundles

Like what you see? Need resources like this for ALL Common Core ELA Standards?
Check out the bundles that save you money!

Get all 7 Writing Standards for ~~\$39~~ **\$32!**

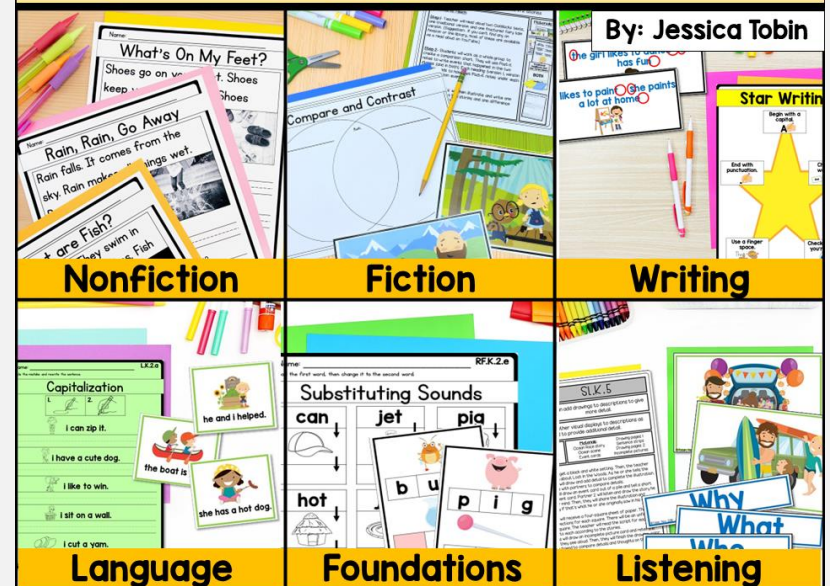
KINDERGARTEN Common Core Writing



Created by Jessica Tobin

Get all 53 ELA standards for ~~\$308~~ **\$185!**

KINDERGARTEN All Year ELA Bundle



Language

Foundations

Listening