

Editing & Revising Writing

A desk setup for writing, featuring a wooden surface with various supplies. At the top, there are several colorful highlighters (blue, green, yellow, orange, pink) and a pair of green scissors. To the right, there are yellow and pink highlighters. In the center, there is a blue folder containing two worksheets. The first worksheet is titled "Organizing M.E." and has a "Name:" field, a "Complete the informative writing graphic organizer." instruction, and a grid with sections for "Subtopic:", "Facts and Details to Include:", and "To:". The second worksheet is titled "Peer Editing Checklist" and has a table with six rows and two columns. The first column contains checkboxes, and the second column contains editing tasks. To the left of the worksheets, there is a spiral notebook with a yellow cover. On top of the notebook, there are two photographs. The first photograph shows a waterfall with people in yellow rain gear, and the second photograph shows a lion roaring. The photographs have black borders with white text: "Niagara" and "Animal Sounds".

Name: _____
Complete the informative writing graphic organizer.

Organizing M.E.

To: _____

Subtopic:	Subtopic:
Facts and Details to Include:	Facts and Details to Include:

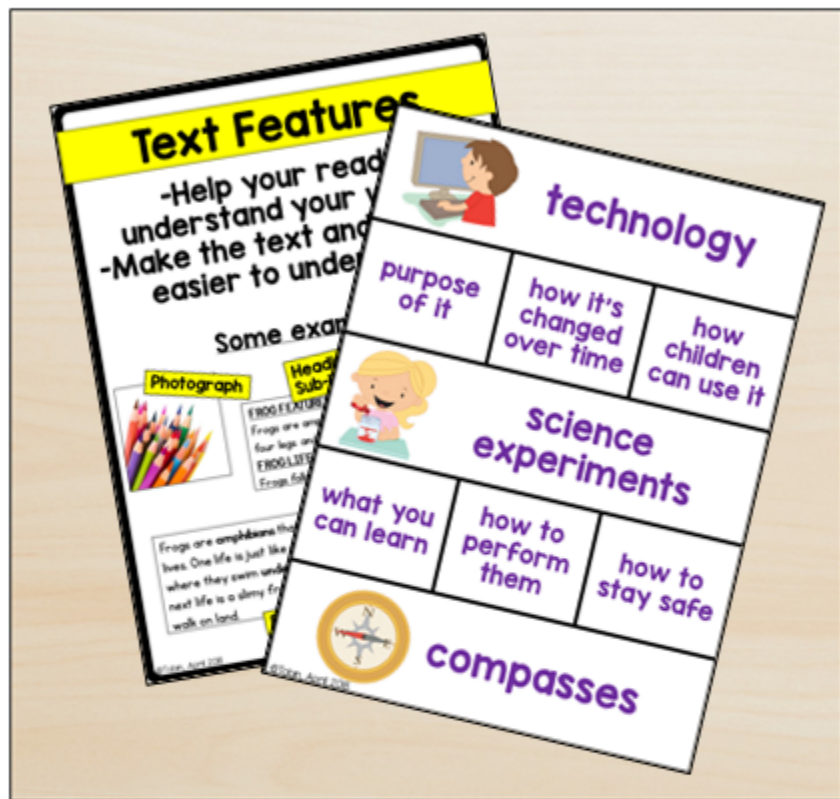
Peer Editing Checklist

<input type="checkbox"/>	I checked for capital letters.
<input type="checkbox"/>	I checked for noun/verb agreement. ✓
<input type="checkbox"/>	I checked for punctuation. ✓
<input type="checkbox"/>	I checked for misspelled words. ✓
<input type="checkbox"/>	I checked to make sure their writing made sense.
<input type="checkbox"/>	I gave compliments. ✓
<input type="checkbox"/>	I gave suggestions. ✓

Niagara

Animal Sounds

What Teachers Say



“This resource was clear, and presented information in an easy to understand way. Both me and my students enjoyed using it!”

“Very thorough. Well aligned with standards. Awesome lessons!”


“This resource was awesome. It was clear, well thought out and organized. The product is high quality. I will use again.”

“I had this on my wish list and I am so glad I finally purchased it! I love using this in class with students! Great resource!”

W.4.4, 5, & 6

This ELA unit provides resources to use while teaching the standards **W.4.4, W.4.5, and W.4.6**, which state that students will be able to

“Produce clear and coherent writing in which the development and organization are appropriate to task, purpose, and audience.”, “With guidance and support from peers and adults, develop and strengthen writing as needed by planning, revising, and editing.”, and “With some guidance and support from adults, use technology, including the Internet, to produce and publish writing as well as to interact and collaborate with others; demonstrate sufficient command of keyboarding skills to type a minimum of one page in a single sitting.”



Using This Unit

Let's look at the structure of this unit.

Lessons

- There are 10 lessons in this unit. These lessons will likely take more than one day to complete, so you can break them up over the course of one to three days. It all depends on how much time you have for writing. I suggest at least 10-15 minutes for your daily lesson, then 15-20 minutes+ for practice time.

Prompts

- These can be used throughout the unit as you see fit. They can be incorporated into daily writing, morning work, or used throughout the school year as cyclical practice.

Graphic Organizers

- These can be used throughout the unit as you see fit, too. You can use them with your lessons if you need more or use them within your independent practice time.

Writing Papers

- There are primary lined and regular lined paper. You can choose the paper you like best. Each one has THREE options: one with a large picture, one with a small picture, and one with no picture option.

Assessments

- There is a student self-assessment included as well as a teacher rubric to use. Have the student complete the self-assessment before conferring about their pieces.

Mini Lessons

There are 10 mini lessons within this unit. These may take between 2 to 3 days to complete, depending on how long your ELA block is. Activities range from group work, partner activities, whole group lessons, and independent activities. **Here is a close-up of Lesson #1 + materials!**

The image displays a collection of educational materials for a writing unit. At the top left is a "4th Grade Writing Lesson" card with standards W.4.4, 4.5, & 4.6. Below it is a table of editing symbols with their corresponding actions. In the center are two yellow "Peer Editing" forms. To the right are two yellow "Fixing the Mistakes I" forms and an "Editing Symbol Stump" form. Scattered around are various editing symbols (SP, S, comma, period, apostrophe, quotation marks, paragraph start) and example sentences with corrections. The example sentences are: "The boy yelled down to the girl. Make sure you watch out for the dragons that are flying overhead." and "Have you ever been to the beach? Fnot, this recount of the best day on the beach really may change your mind." Another example is: "In my opinion, There are many people who are missing out on the magic and fun of Walt Disney World."

Editing Symbols			
	Close up a big gap or space.		Insert a space.
	Capitalize a letter.		Make letter lowercase.
	Insert a comma.		Check your spelling.
	Delete.		Insert a period.
	Insert an apostrophe.		Insert quotation marks.
	Switch words or letters.		Start a new paragraph.

Mini Lessons (cont.)

Here's a quick glance at Mini Lessons #2, 3, and 4.

The collage features several key worksheets and cards:

- Revising Writing**: A card with the acronym CUPS (Correct, Unneeded, Proper, Strong) and definitions for each letter.
- Editing Writing**: A card with the acronym CUPS (Capitalize, Use punctuation, Match nouns and verbs, Strengthen) and definitions for each letter.
- Peer Editing**: Multiple cards including "Peer Editing Prompts", "Peer Editing Checklist", and "Peer Editing Practice".
- Revising Writing**: A card with the acronym CUPS (Add, Remove, Move, Substitute) and definitions for each letter.
- Strengthen Our Paragraphs**: A card with a checklist for paragraph structure.
- Fix Your Paragraph**: A card with a checklist for paragraph structure.
- Things to Remember**: A card with tips like "Be a kind critic" and "Give compliments and suggestions".
- Capital letters that I forgot in names and titles need fixed.**: A card with a checklist for capitalization.
- Nouns and verbs tenses don't match**: A card with a checklist for subject-verb agreement.
- Missing commas and periods need to be added in.**: A card with a checklist for punctuation.
- Any questionable words I spelled need to be looked up with a dictionary.**: A card with a checklist for spelling.
- The boring word is**: A card with a checklist for word choice.
- Throughout American history, there have been 45 presidents.**: A card with a checklist for sentence structure.
- We looked up and saw a square inch of the waxy Peabody's candy.**: A card with a checklist for sentence structure.
- As we walked through the forest, we heard the cooling of a breeze.**: A card with a checklist for sentence structure.
- I listened closely as the teacher spoke, hoping I could hear the answer.**: A card with a checklist for sentence structure.
- Dogs can be trained.**: A card with a checklist for sentence structure.
- I went to the beach.**: A card with a checklist for sentence structure.
- Some presidents I don't like.**: A card with a checklist for sentence structure.
- Dolphins are cute.**: A card with a checklist for sentence structure.
- Boats float on the water.**: A card with a checklist for sentence structure.
- The baby cried.**: A card with a checklist for sentence structure.
- Life as a Cowgirl**: A card with a checklist for sentence structure.
- Peer Editing Practice**: A card with a checklist for sentence structure.

Mini Lessons (cont.)

Here's a quick glance at Mini Lessons #5, 6, and 7.

The collage features several educational worksheets and lesson plans:

- 4th Grade Writing Lesson (W.4.4, 4.5, & 4.6):** Includes a focus on strengthening writing skills and using a variety of tools to produce polished writing.
- Narrative Writing:** A template for writing a story, including sections for 'What happened?', 'Where did it happen?', 'Who was there?', and 'Who will tell the story?'. It also includes a 'Big Moment' section with 'Small Detail' and 'Actions and Feelings' sub-sections.
- Organizing My Writing:** A template for organizing a writing piece, including sections for 'Small Detail' and 'Actions and Feelings'.
- Peer Editing Checklist:** Multiple checklists for peer editing, including: 'I checked for capital letters.', 'I checked for noun/verb agreement.', 'I checked for punctuation.', 'I checked for misspelled words.', 'I checked to make their writing make sense.', 'I gave compliments.', and 'I gave suggestions.'
- Collecting Facts:** A template for collecting facts, including sections for 'Fact #1', 'Fact #2', and 'Fact #3'.
- Organizing My Facts:** A template for organizing facts, including sections for 'Topic', 'Subtopic', and 'Fact and Details to Describe'.
- Animal Sounds:** A template for writing about animal sounds, including a picture of a lion.
- Required Sports for Students:** A template for writing about required sports for students, including a picture of a soccer player.
- Beach or Mountain Vacation:** A template for writing about a beach or mountain vacation, including a picture of a beach.
- Video Games:** A template for writing about video games, including a picture of two children playing video games.
- School Uniforms:** A template for writing about school uniforms, including a picture of a child.
- Writing Reasons:** A template for writing reasons, including sections for 'Claim', 'Why I think this.', and 'Evidence'.
- Opinion Writing:** A template for writing an opinion, including sections for 'Local Opinion', 'Evidence', and 'Conclusion'.

Mini Lessons (cont.)


Here's a quick glance at Mini Lessons #8, 9, and 10.

The collage features several educational worksheets and lesson plans:

- 4th Grade Writing Lesson (W.4.4, 4.5, & 4.6):** Includes a section for "Write a personal narrative a time you were on a trip." and another for "Write a personal narrative about your first day." It also has a "Peer Editing Checklist" with items like "I checked for capital letters" and "I checked for verb agreement".
- Organizing My Big Moment:** A flowchart for organizing a narrative, with sections for "Small Detail" and "Actions and Feelings".
- Narrative Writing:** Forms with sections for "What happened?", "Where", "Who was there?", and "Who will".
- Peer Editing Checklist:** Multiple versions of checklists for peer review, including "I checked for letter", "I checked for verb agreement", "I checked punctuation", and "I checked misspelled words".
- Writing Prompts:** Includes "Write a Fictional narrative about a gold miner during the Gold Rush", "Write a Fictional narrative about two friends who got lost in the woods", and "Write a Fictional narrative about a snow day".
- Opinion Writing:** A form titled "Opinion Writing" with sections for "Claim", "Evidence", and "Reason".
- Writing Reading:** A form titled "Writing Reading" with a section for "Why I think this...".
- Technology Lesson:** A form titled "How do you use technology during school hours?" with a section for "Would you rather be stuck in the classroom or the A/V room?".
- W.4.4, 4.5, & 4.6 Writing Paper:** A large sheet of writing paper with a pencil illustration and the text "W.4.4, 4.5, & 4.6 Writing Paper".

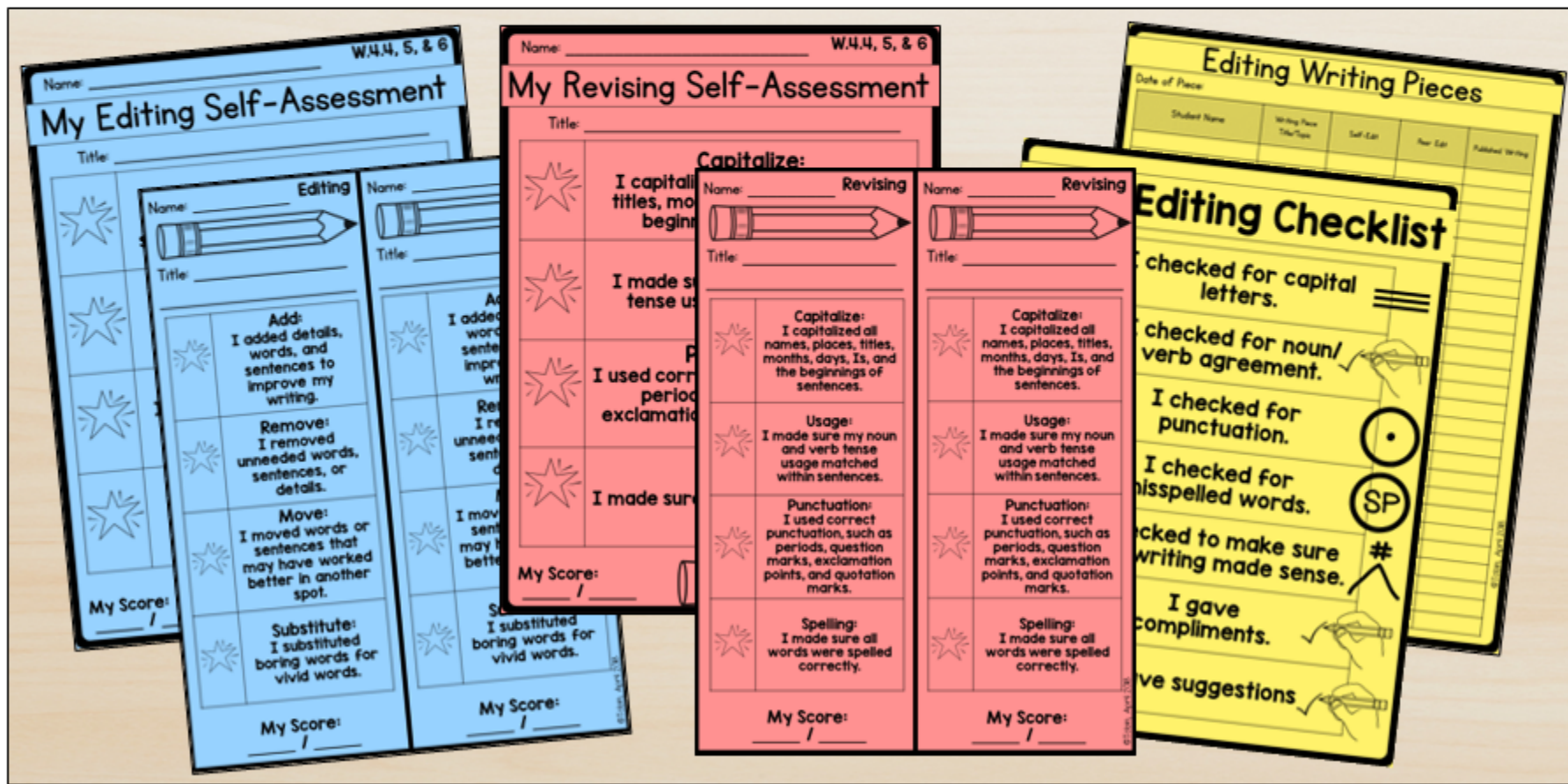
Extra Writing Papers

You're also provided with **writing papers** that you can pull from and use for any narrative writing activity. It includes primary writing lines, plus three options of illustration box sizes.



Rubrics & Self-Assessment

You're also provided with rubrics, teacher tracking pages, and a self-assessment that you can use to help your students assess themselves and you assess your students' work.



Digital Additions

4 pieces of this writing unit have been converted into digital options. The passages and graphic organizers now come in Google Slides.

- Graphic organizers
- Self-assessment
- Prompts
- Writing papers

