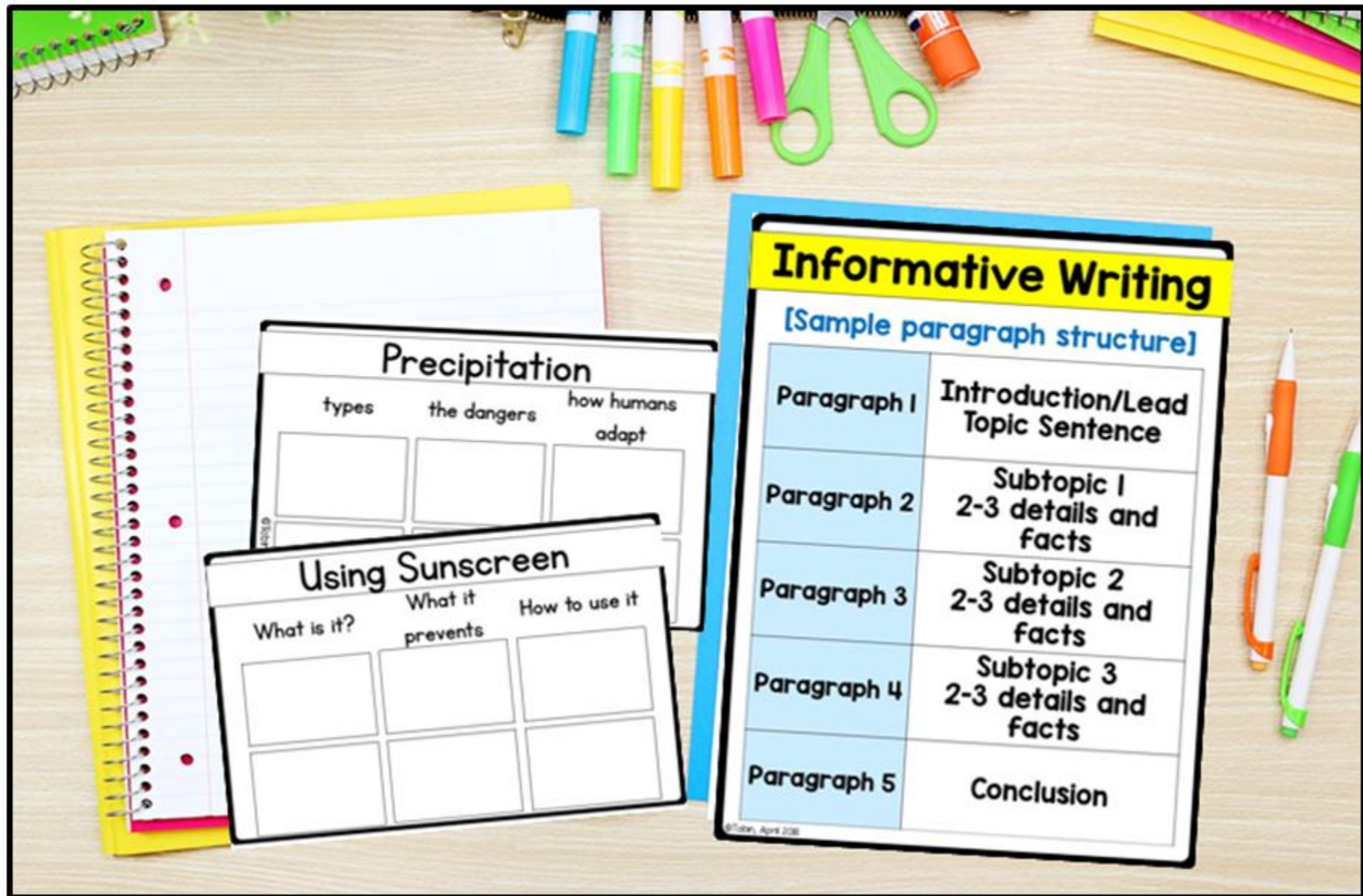
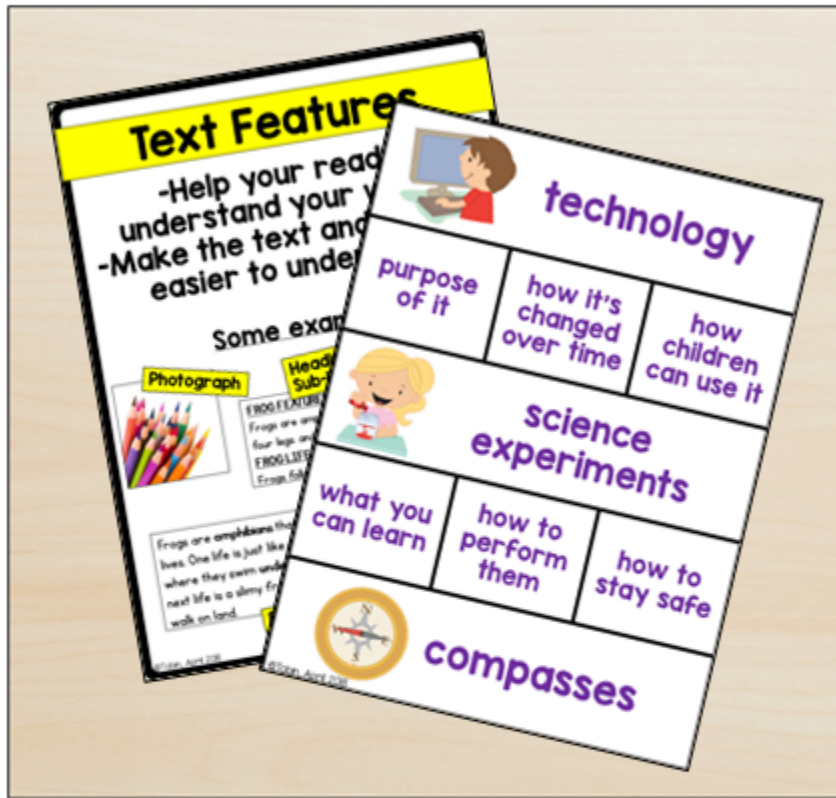


# Informative Writing



# What Teachers Say



"I LOVED this writing unit! It was easy to follow and implement. I used some of this material as whole group and in groups."

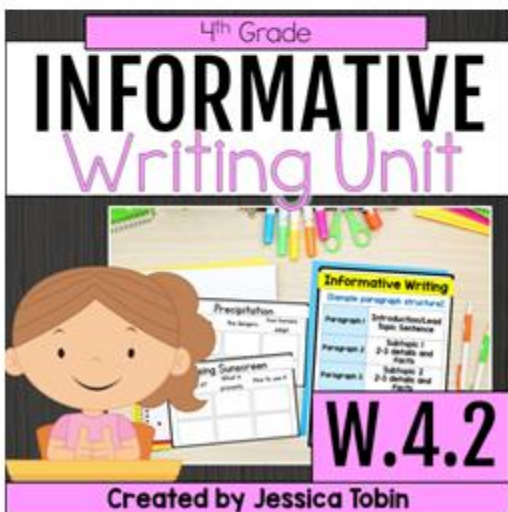
"This product helped produce one of the BEST writing outcomes I have gotten this year! Great job organizing and was easy to adapt for my older grade level! Thank you!"

"I purchased this for use in my small group for writing instruction and ended up teaching lessons using this resource for the entire 4th grade class. Very well organized and thoughtful resource. I also happened to use part of this resource during an observation and my principal liked the material as well."

# W.4.2

This ELA unit provides resources to use while teaching the standard **W.4.2**, which states that students will be able to

**“Write informative/explanatory texts to examine a topic and convey ideas and information clearly.”**



## Using This Unit

Let's look at the structure of this unit.

### Lessons

- There are 10 lessons in this unit. These lessons will likely take more than one day to complete, so you can break them up over the course of one to three days. It all depends on how much time you have for writing. I suggest at least 10-15 minutes for your daily lesson, then 15-20 minutes+ for practice time.

### Prompts

- These can be used throughout the unit as you see fit. They can be incorporated into daily writing, morning work, or used throughout the school year as cyclical practice.

### Graphic Organizers

- These can be used throughout the unit as you see fit, too. You can use them with your lessons if you need more or use them within your independent practice time.

### Writing Papers

- There are primary lined and regular lined paper. You can choose the paper you like best. Each one has THREE options: one with a large picture, one with a small picture, and one with no picture option.

### Assessments

- There is a student self-assessment included as well as a teacher rubric to use. Have the student complete the self-assessment before conferring about their pieces.

# Mini Lessons

There are 7 mini lessons within this unit, plus 3 guided review lessons. These may take between 2 to 3 days to complete, depending on how long your ELA block is. Activities range from group work, partner activities, whole group lessons, and independent activities. Here is a close-up of Lesson #1 + materials!

**4th Grade Writing Lesson**  
W.4.2  
I can write informative and/or explanatory pieces.

- Write informative/explanatory texts to examine a topic and convey ideas and information clearly.
- Introduce a topic clearly and group related information in paragraphs and sections. Include formatting (e.g., headings, illustrations, and media) when appropriate.

**W.4.2 Lesson 1 Continued**

**Suggested Mentor Texts**  
FOCUS: INFORMATIVE WRITING

The Journey: Stories of Migration by Cynthia Krieger	Eye to Eye: How Animals See the World by Steve Jenkins
Mr. Ferris and His Wheel by Kathryn Gibbs Davis	The New Way Things Work by David Macaulay
The Camping Trip that Changed America by Barbara Rosenstock	Through My Eyes by Ruby Bridges
I Feel Better When There is a Frog in My Throat by Kathryn Secor	Own and Make by Deborah Johnson
The Here-Worlds the World by Les Lafforde	Let Them Play by Margaret The Raven
Liberty by G. S. Davis	Please also consider classroom magazines and readers.

**Informative Writing**  
There are different types of informative pieces.

- All About Books
- Articles
- How-To Pieces
- Biographies
- Explanatory Pieces

**3 Parts to an Informative Piece**

<b>Introduction</b>	Introduction includes a hook or a lead that gets the reader's attention. It also includes a topic sentence, or a sentence that introduces the topic to the reader.
<b>Body: Subtopics with Facts and Details</b>	Author organizes information into categories, called subtopics. Each subtopic has 2-3 details or facts to support it.
<b>Conclusion</b>	Author wraps up the informative writing piece. Sometimes will give a call to action or ask a question.

**Informative Writing [Sample paragraph structure]**

Paragraph 1	Introduction/Lead Topic Sentence
Paragraph 2	Subtopic 1 2-3 details and facts
Paragraph 3	Subtopic 2 2-3 details and facts
Paragraph 4	Subtopic 3 2-3 details and facts
Paragraph 5	Conclusion

**Informative Writing Structures**

Introduction	Subtopic Paragraph	Conclusion
What is a grassland? How many types are there?	What are the different types of grasslands? How do they differ from each other?	Summarize.

**Informative Writing Pieces**

- Introduction
- Body paragraph 1
- Body paragraph 2
- Body Paragraph 3
- Conclusion

Have you ever heard of the grasslands? It's a type of habitat found in certain parts of the world. The grasslands are a unique habitat that have special animals and plants living within it.

Grasslands are a unique habitat because of what can be found there, what animals and plants live there, and their climates. Would you ever want to visit a grassland area?

# Mini Lessons (cont.)

Here's a quick glance at Mini Lessons #2, 3, and 4.

### W.4.2 lesson 2 Continued

4th Grade Writing Lesson

I can write informative paragraphs.

Step 1: Students will read a passage about rain forests. They will work with a partner to find the main idea and supporting details. They will write a paragraph about the rain forest.

Step 2: Students will work in a group to write a paragraph about the rain forest. They will use the information they found in the passage to write their paragraph.

Step 3: Students will work in a group to write a paragraph about the rain forest. They will use the information they found in the passage to write their paragraph.

### Rain Forests

animals and plants climates

Using Sunscreen

What is it? What it prevents

Animal Metamorphosis

What is it? animals that change

Precipitation

types the dangers

-how they're unique  
-what is on the land  
-why they're necessary for the world

-body type  
-unique characteristics  
-why it's a symbol

-how it's made  
-the dangers of it  
-heat energy

-what they are  
-how they're formed  
-when they can be seen

### technology

purpose of it how it's changed over time how children can use it

### science experiments

what you can learn how to perform them how to stay safe

### Informative Paragraph

[Sample paragraph]

Paragraph 1: Introduction Topic Sentence

Paragraph 2: 2-3 details

Paragraph 3: 2-3 details

### Animal Metamorphosis

What is it? animals that change

### Holidays Around the World

Organizing Facts

animal adaptations

President of the United States

### Text Features

-Help your reader understand your writing -Make the text and easier to understand

Some examples

Photograph

Headings & Sub-headings

you can use them purpose is to it

Text Feature Scavenger Hunt

TEXT FEATURE	BOOK	PAGE
CAPTION		
BOLD PRINT		
IMAGE		
HEADING		

how to use them why they're needed why they're important

WEST 90 road sign

why they're where they're why they're

### Creating Subtop

The moon that we see each night is a moon that belongs to the earth only. There are other moons in the solar system. The earth's moon always people pay close attention to the moon goes through phases and the moon does not give off its own light. What people can see of the moon changes from day to day. The moon's phases begin when it is at the stage, it is unable to reflect off the sun and the light to reflect off of the moon. The moon can be seen in a new phase. This is when more of the moon's surface is in the first of the moon is visible. It then the moon can be seen in a quarter phase. The moon can be seen in a half phase. The moon can be seen in a three quarters phase. The moon can be seen in a full phase. The moon can be seen in a waning gibbous phase. The moon can be seen in a waxing gibbous phase. The moon can be seen in a waning crescent phase. The moon can be seen in a waxing crescent phase.

### Quotation Marks

Quotations marks are used in informative writing to show something that another person has said.

When reading other text research information, writer has to give credit this information.

Dr. Carl Platner states in his "Using sunscreen can protect skin from damaging UV rays prevent skin cancer."

In the article, Wild Dogs, the claims, "There are other dog canine family that cannot be domesticated, such as wolf."

### Citing an Author

Read a book about an animal. Find a quote from the author and create a cited quotation that you could add to your writing pieces.

Read a book about an influential person. Find a quote from the author and create a cited quotation that you could add to your writing pieces.

Read a book about a science topic. Find a quote from the author and create a cited quotation that you could add to your writing pieces.

you could add to your writing pieces.

### Rewriting Part of a Quote

Whales spend their lives underwater. In some people's minds, whales are not fish. They have lungs like all other mammals, so they have to come to the surface to breathe. They breathe through their blowholes.

Opposite that are not moving may not look like they have energy, but they are full of energy. The energy is called potential energy because it's stored inside of the object, waiting to be released. -Sam Lindstrom

Marathons are long races, meaning they are events that they find under the water. As they travel along the water, they glide all day on gills, seaweed, and algae. -Gisela M. B. B. B.

The plane will ascend into the sky, and once they reach a certain altitude, passengers can step up and see the ground below. However, the pilot doesn't usually look down. -M. M. M. M.

They can be bright blue, orange, green, yellow, and other bright colors. The bright colors on their bodies can be seen from a distance. However, the pilot doesn't usually look down. -M. M. M. M.

# Mini Lessons (cont.)

Here's a quick glance at Mini Lessons #5, 6, and 7.

**4th Grade Writing Lesson**

W.4.2

I can write informative and/or explanatory pieces.

Write informative/explanatory texts to examine a topic and convey ideas and information clearly.

Link ideas within categories of information using words, phrases, and/or transition words.

Focus: Transition words

**W.4.2 Lesson 5 Continued**

**Transition Words**

Transitions and linking words are important to help a reader understand your **informative**.

Use transitions at the beginning and end of sentences.

Use transitions to connect ideas in paragraphs.

**Transition Words**

**INFORMATIVE WRITING**

-first  
-for example  
-also  
-next  
-plus

**Suggested Mentor Texts**

FOCUS: INFORMATIVE WRITING

The Journey Stories of Migration by Cynthia Rylant

Eye to Eye: How I See the World by Steve Jocz

Mr. Ferris and His Wheel by Kathryn Gibbs Davis

The New Way The World is Changing by David Mervin

Topic: technology

Topic: baseball

Subtopics:  
-different types  
-how it helps us  
-how it's changed

**Linking Words**

for example  
in addition  
another  
because

**4th Grade Writing Lesson**

W.4.2

I can write informative and/or explanatory pieces.

Write informative/explanatory texts to examine a topic and convey ideas and information clearly.

Introduce a topic, clearly and group related information into paragraphs and sections, include formatting (e.g., headings, illustrations, and multimedia) and use a variety of media to enhance the presentation.

Focus: Strong Introductions

**W.4.2 Lesson 6 Continued**

**Writing Introductions**

Two purposes:  
-grab the readers attention  
-clearly define your topic sentence

**Suggested Mentor Texts**

FOCUS: INFORMATIVE WRITING

The Journey Stories of Migration by Cynthia Rylant

Mr. Ferris and His Wheel by Kathryn Gibbs Davis

The Camping Trip that Changed America by Barbara Rosenstock

I Feel Better When There is a Frog in My Throat by Caryn Secio

If You Live Here: Houses of the World by Giles Lalonde

use onomatopoeia

ask a question

set up the scene

use of

Unlike other birds of the world, penguins cannot fly, but can swim instead.

Vertebrates are animals with backbones.

BOOM! The sound of a thunderstorm is a good warning sign to stay indoors.

Have you ever tried the difficult sport of skill?

Soccer is a strenuous activity that is good for your muscles and your respiratory system.

Imagine a field of flowers standing above you waiting to be harvested.

Westward Expansion was a period of exploring the west.

**Writing Introductions**

the deep ocean

Lewis and Clark

**Writing Introductions**

Name: \_\_\_\_\_ W.4.2

Write an introduction for each picture above.

Lead

Topic Sentence

Lead

Topic Sentence

Lead

**4th Grade Writing Lesson**

W.4.2

I can write informative and/or explanatory pieces.

Write informative/explanatory texts to examine a topic and convey ideas and information clearly.

Provide a concluding statement or section related to the information or explanation presented.

Focus: Strong Conclusions

**LESSON 7**

Step 1: Create an anchor chart with your students about strong conclusions or display, transfer, poster, game and so on.

Step 2: Gather a collection of informative mentor texts. From the beginning or your classroom library, teacher resource books, or magazines, find each of the stories below. You will turn each into a poster or game.

**Strong Conclusions**

In informative writing, conclusions give a sense of closure and wrap up your piece.

First, you should restate your topics and subtopics.

Then, wrap the piece up with a strong ending sentence.

There are many ways to conclude your topic.

**Suggested Mentor Texts**

FOCUS: INFORMATIVE WRITING

The Journey Stories of Migration by Cynthia Rylant

Eye to Eye: How I See the World by Steve Jocz

Mr. Ferris and His Wheel by Kathryn Gibbs Davis

The New Way The World is Changing by David Mervin

The Camping Trip that Changed America by Barbara Rosenstock

I Feel Better When There is a Frog in My Throat by Caryn Secio

If You Live Here: Houses of the World by Giles Lalonde

The Story of the Statue of Liberty by Peg Deltz Shea

**Writing Conclusions**

To sum it up, volcanoes are very interesting landforms because they can be dormant, they have hot lava with even be found in \_\_\_\_\_

Now, create a strong conclusion.

All in all, the Internet has come twenty years due to increased more availability, and lots of \_\_\_\_\_

Now, create a strong concluding sentence.

In conclusion, California is a great visit if you're looking to travel a few miles and miles of coastline, the big cities to visit, and it has many parks within the state.

Now, create a strong concluding sentence.

To wrap it up, sharks are dangerous underwater creatures that are fast and have sharp teeth, and have a set work from \_\_\_\_\_

Now, create a strong conclusion.

As you can see, camping can be a fun experience and the amazing outdoors can do while camping.

Now, create a strong concluding statement.

**Writing Conclusions**

All in all, energy can be found in all objects, even ones that aren't moving.

In conclusion, the only thing that can really scare me is seeing the fin of a shark coming at me.

As Mr. Clark Jenkins said, "Identical twins are unique and fascinating."

I now hope you'll start separating your trash from your recycling each week.

**Writing Conclusions**

Now do you think you'll be more inclined to read thirty minutes a night before bed?

Remember, skateboarding can be a dangerous sport, so always wear safety gear.

I'll always remember that dentists exist to help me, not hurt me.

As I said before, compasses can be a very important tool to use when hiking.

**Writing Conclusions**

national park maps

how to play your favorite board game

traveling by car

a strong female in history



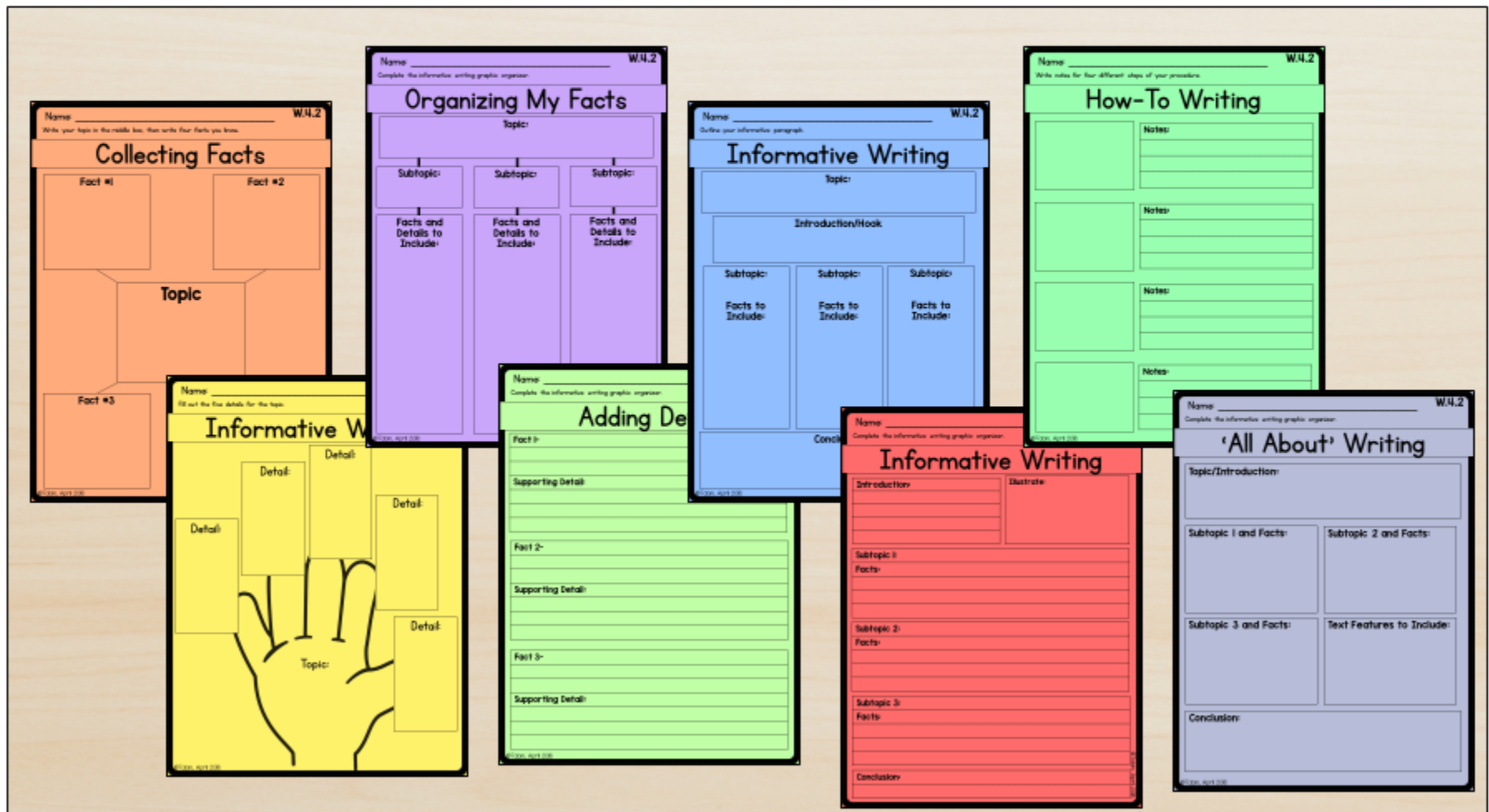
# Extra Prompts

You're also provided with **prompts** that will help give students practice.




# Graphic Organizers

You're also provided with **graphic organizers** that you can pull from and use for any narrative writing activity.



# Extra Writing Papers

You're also provided with **writing papers** that you can pull from and use for any narrative writing activity. It includes primary writing lines, plus three options of illustration box sizes.





# Digital Additions

4 pieces of this writing unit have been converted into digital options. The passages and graphic organizers now come in Google Slides.

- Graphic organizers
- Self-assessment
- Prompts
- Writing papers

