

Research Writing

Organized Research W.3.7 & 3.8
Name: _____
Collect information on your topic in organized groups of information.

Topic	Information Category:	Information Category:
	Notes:	Notes:

grasshoppers

noises they make

diet

body parts

Online Research

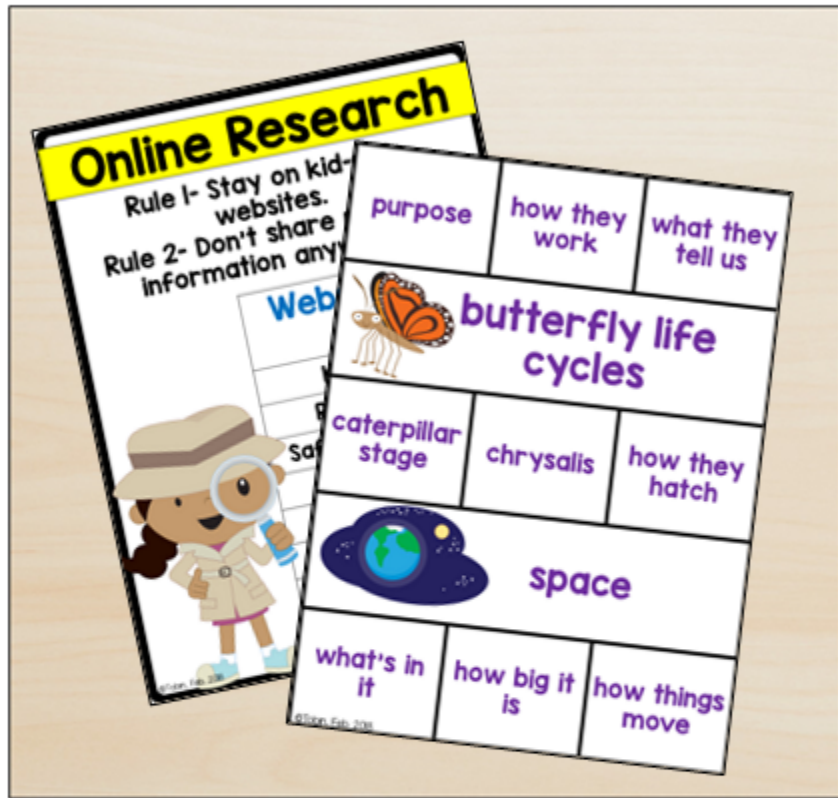
Rule 1- Stay on kid-safe websites.
Rule 2- Don't share personal information anywhere.

Websites We Like

- KidRex.com
- PebbleGo.com
- SafeSearchKids.com
- KidsSearch.com
- Kiddle.com
- Kids.Yahoo.com
- Kidtopia.info
- BrainPopJr.com

©Tobin, Feb. 2018

What Teachers Say



“This gets my students excited about doing research writing and is always their first introduction to the topic! I love using this every year!”


“My student’s writing has greatly improved since using Jessica’s writing curriculum. Highly recommended!”

“Love this resources. Students were engaged.”

“This resource is engaging and easy to use! The mini lessons are informative, and I love having multiple options for graphic organizers and writing papers. Great resource for teaching research writing!”

W.3.7&8

This ELA unit provides resources to use while teaching the standard **W.3.7** and **W.3.8**, which state that students will be able to **“Conduct short research projects that build knowledge about a topic.”** and **“Recall information from experiences or gather information from print and digital sources; take brief notes on sources and sort evidence into provided categories.”**



Using This Unit

Let's look at the structure of this unit.

Lessons

- There are 5 lessons in this unit. These lessons will likely take more than one day to complete, so you can break them up over the course of one to three days. It all depends on how much time you have for writing. I suggest at least 10-15 minutes for your daily lesson, then 15-20+ minutes for practice time.

Prompts

- These can be used throughout the unit as you see fit. They can be incorporated into daily writing, morning work, or used throughout the school year as cyclical practice.

Graphic Organizers

- These can be used throughout the unit as you see fit, too. You can use them with your lessons if you need more or use them within your independent practice time.

Writing Papers

- There are primary lined and regular lined paper. You can choose the paper you like best. Each one has THREE options: one with a large picture, one with a small picture, and one with no picture option.

Assessments

- There is a student self-assessment included as well as a teacher rubric to use. Have the student complete the self-assessment before conferring about their pieces.

©Tobin, Dec. 2017

Mini Lessons

There are 5 mini lessons within this unit. These may take between 2 to 3 days to complete, depending on how long your ELA block is. Activities range from group work, partner activities, whole group lessons, and independent activities. **Here is a close-up of Lesson #1 + materials!**

The collage features several educational materials:

- 3rd Grade Writing Lesson:** A worksheet with the standards **W.3.7 & 3.8**. It includes instructions: "I can write research projects. I can gather research and sort into categories." and "Conduct short research projects that build knowledge about a topic. Recall information from experiences or gather information from print and digital sources, take brief notes on sources and sort evidence into provided categories."
- Lesson 1 Continuation:** A worksheet with the standards **W.3.7 & 8**. It includes a "Step 4" instruction: "Students will look through their Topics We Can Research list and choose one they find interesting. They will find a book on their topic in the classroom library, or preferably the school library if the classroom library is lacking or informational texts in the book, they will collect information they find interesting or important."
- Topics We Can Research:** A worksheet with a list of topics: "animals" and "careers".
- Collecting Information:** A worksheet with a "Topic:" field and an "Illustration:" field.
- George Washington Passage:** A text passage about George Washington's life, including his role in the American Revolution and his presidency.
- George Washington Questions:** A worksheet with questions about the passage, such as "Describe the evidence that tells about Washington's early life in the text and George's early life?"
- Topic Information:** A worksheet with a "Topic:" field and two "Illustration:" fields.
- Introduction:** A worksheet with a "Topic:" field and a table for recording information. The table has columns for "Fact" and "Detail".
- Research Writing:** A central card with a yellow header. It defines research writing: "Research is the act of learning information through reading or observations." It lists ways to research: "Books, Interviews, Websites, Videos, Surveys, Observations, Experiments." It includes a cartoon detective character.
- Character Card:** A small card with a cartoon character and the text "unique fact".
- Character Card:** A small card with a cartoon character and the text "what he did".
- Character Card:** A small card with a cartoon character and the text "importance".
- Character Card:** A small card with a cartoon character and the text "early life".

Mini Lessons (cont.)

Here's a quick glance at Mini Lessons #4 and 5.

3rd Grade Writing Lesson
W.3.7 & 3.8
I can write research projects. I can gather research and sort into categories.
-Conduct short research projects that build knowledge about a topic.
-Gather information from experiences or gather information from print and digital sources, take brief notes on sources and on evidence they provide categories.
Title: Research Project #1 PLANETS
LESSON 4

Research Project
Choose one of the planets. Teach your reader about it.

Planet Research
Name: _____
Planet: _____
Where it's at: _____
Illustration: _____
Detail: _____

Planet: Introduction
Fact: _____
Fact: _____
Fact: _____
Detail: _____
Detail: _____

Peer Editing Checklist
I checked for capital letters.
I checked for punctuation.
I checked for misspelled words.

Peer Editing
Title: Partner's Name: _____
Compliments: _____
Suggestions: _____

3rd Grade Writing Lesson
W.3.7 & 3.8
I can write research projects. I can gather research and sort into categories.
-Conduct short research projects that build knowledge about a topic.
-Gather information from experiences or gather information from print and digital sources, take brief notes on sources and on evidence they provide categories.
Title: Research Project #1 HOLIDAYS AROUND THE WORLD
LESSONS

Research Project
Choose a Holiday Around the World. Write a research book about this holiday.

Research Writing
Name: _____
Topic: _____
Paragraph Topic: _____
Paragraph Topic: _____
Paragraph Topic: _____
Paragraph Topic: _____
Fact: _____
Fact: _____
Fact: _____
Fact: _____
Further Detail: _____
Further Detail: _____
Further Detail: _____
Further Detail: _____
Detail: _____
Detail: _____
Detail: _____

Holiday: Introduction
Fact: _____
Fact: _____
Fact: _____
Detail: _____
Detail: _____
Detail: _____

Peer Editing Checklist
I checked for capital letters.
I checked for punctuation.
I checked for misspelled words.
I checked for correct finger spaces.
I gave compliments.
I gave suggestions.

Peer Editing
Title: Partner's Name: _____
Compliments: _____
Suggestions: _____


Extra Prompts

You're also provided with **prompts** that will help give students practice.




Graphic Organizers

You're also provided with **graphic organizers** that you can pull from and use for any narrative writing activity.



Extra Writing Papers

You're also provided with **writing papers** that you can pull from and use for any narrative writing activity. It includes primary writing lines, plus three options of illustration box sizes.



Digital Additions

4 pieces of this writing unit have been converted into digital options. The passages and graphic organizers now come in Google Slides.

- Graphic organizers
- Self-assessment
- Prompts
- Writing papers

W.3.7 & 3.8

Name _____
Collect information on your topic.

Research Writing

Topic	
Fact 1	
Source	
Fact 2	
Source	
Fact 3	
Source	
Fact 4	
Source	

