


Narrative Writing

The collage features several elements:

- Yellow story prompts:**
 - "special friend memory" with an illustration of a girl thinking about a friend.
 - "a snowy day" with an illustration of a child in winter gear.
- Green writing prompts:**
 - "What did you feel?"
 - "What did you smell?"
- Orange Narrative Pre-Write organizer (W.2.3):**
 - Name: _____
 - Complete the writing graphic organizer.
 - Title: _____
 - Big Event: _____
 - Structure: First, Next, Last, Conclusion.
 - Section: Clever Introduction.
- Illustrations:** A girl with a red monster, a girl with a water gun, a boy with a toothache, and a girl with a green dinosaur.
- Text snippets:**
 - "ward to my friend... y bags were all... pretty lousy. Fin... temperature. Th... s devastating... as scared on... in... go to the party... friend and tell him I had... year, I will be washing n... much more often!
 - "had to stand... d let me tell you... school, our teacher told us... on a play. I'm very shy, so this... ws. After we learned about it, we... ery day. Then, it was finally time to... nally, I stood on stage in front of 100... ds and family and sang my song. I ended... eing extremely proud of myself and happy... that I tried so hard."

What Teachers Say



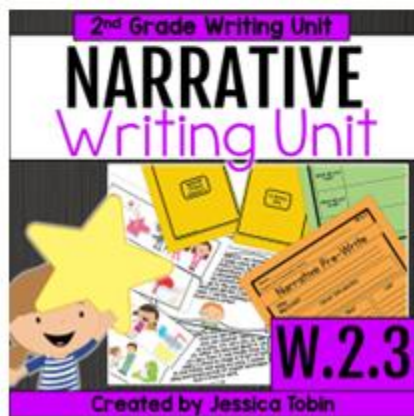
“My students loved using this! I love resources that i cant print and not have to worry about anything else and this fit that brief.”

“Great resource for a good layout to teach narrative writing. The class loved the activities that went along with each lesson also. Thank you!”

“My class has been using this resource this week to write a personal narrative about our Second Grade Spring Program. It has been so helpful having the anchor charts to refer to we are using questions for our introduction. Great resource for the entire year! Thank you so much!”

W.2.3

This ELA unit provides resources to use while teaching the standard **W.2.3**, which states that students will be able to **“Write narratives in which they recount a well-elaborated event or short sequence of events, include details to describe actions, thoughts, and feelings, use temporal words to signal event order, and provide a sense of closure.”**



Using This Unit

Let's look at the structure of this unit.

Lessons

- There are 11 lessons in this unit. These lessons will likely take more than one day to complete, so you can break them up over the course of one to three days. It all depends on how much time you have for writing. I suggest at least 10-15 minutes for your daily lesson, then 15-20+ minutes for practice time.

Prompts

- These can be used throughout the unit as you see fit. They can be incorporated into daily writing, morning work, or used throughout the school year as cyclical practice.

Graphic Organizers

- These can be used throughout the unit as you see fit, too. You can use them with your lessons if you need more or use them within your independent practice time.

Writing Papers

- There are primary lined and regular lined paper. You can choose the paper you like best. Each one has THREE options: one with a large picture, one with a small picture, and one with no picture option.

Assessments

- There is a student self-assessment included as well as a teacher rubric to use. Have the student complete the self-assessment before conferring about their pieces.

Mini Lessons

There are 7 mini lessons within this unit. These may take between 2 to 3 days to complete, depending on how long your ELA block is. Activities range from group work, partner activities, whole group lessons, and independent activities. **Here is a close-up of Lesson #1 + materials!**

2nd Grade Writing Lesson
W.2.3
I can write personal narratives.

W.2.3 lesson 1 Continued

Stand Up- Hand Up- Pair Up Question 1:
Why are conclusions important in a narrative?

Stand Up- Hand Up- Pair Up Question 2:
Why does the author need to describe the events in order?

Personal Narrative
Fictional Narrative

Suggested Mentor Texts
FOCUS: Narrative Writing

What You Know First by Patricia MacLachlan	Roller Coaster by Maria Frazee
Every Friday by Dan Yaccarino	Chicken Sunday by Patricia Polacco
Fireflies by Julie Brinkloe	When I Was Young the Mountain by Cynthia Rylant
Owl Moon by Jane Yolen	Enemy Pie by Derek Muller
Big Mama's by Donald Crews	The Relatives by Cynthia Rylant
Knuffle Bunny By Mo Willems	Last Stop on Street by Matt de la Peña

Narrative Writing

Personal Narrative- author writes about a sequenced event or experience in his or her life

Fictional Narrative- author writes about a sequenced event in the form of a story

-Always tell the Who, What, When, Where, and How of the event

3 Parts to a Narrative Piece

Introduction to Event	How can you hook your reader? How can you get their attention, while not asking your story?
Body- Sequenced Events + Details	What events happen first, next, then, and last? Did you include who, what, where, when, why, and how things happened? Did you include actions and feelings?
Closure	How can you wrap-up your piece or resolve the events? Is there a final resolution? Did you share a final thought?

Introduction

Big Events

Details

Conclusion

I had been looking forward to my friend's sleepover for weeks. My bags were all packed, but I started to feel pretty lousy. First, Mom came in and took my temperature. Then, she told me I was sick. This was devastating to me. Next she told me what I was scared of all along. She told me I couldn't go to the party. So then, I told my friend and tell him I had the flu. I had to call my friend and tell him I had the flu. I know that next year, I will be washing my hands much more often.

Have you ever had to stand in front of a group of people? I have and let me tell you it wasn't easy. One day at school, our teacher was going to put on a play. I was nervous, but I practiced every day. Then, it was my turn to perform. Finally, I stood on stage in front of my friends and family and sang my song. I was up being extremely proud of myself that I tried so hard.

A story you wrote about a time you lost a tooth.

A story you wrote about a princess in armor saving a knight.

A story you wrote about a time you made cookies by yourself.

Mini Lessons

Here's a quick glance at Mini Lessons #2, 3, and 4.

The image displays a collection of educational materials for 2nd-grade writing lessons. The materials are organized into several sections:

- Lesson 2:** Includes a worksheet titled "What We Can Write About" with "Big Idea" cards for "going to England" and "my birthday party". It also features a "Write About Things I Can't Write About" section with a "fun vacation" card and a "special friend memory" card.
- Lesson 3:** Features a "Writing Introductions" worksheet with a grid for drawing and writing. It includes a "Strong Ways to Begin" section with examples like "The answer to changes... My teeth can cause pain..." and "I have some James' your teeth and you'll need we".
- Lesson 4:** Includes a "Narrative Writing" worksheet with a grid for drawing and writing. It features a "Writing Introductions" section with a grid for drawing and writing, and a "Adding Details" section with a grid for drawing and writing.
- Other Worksheets:** Includes a "Narrative Writing" worksheet with a grid for drawing and writing, and a "Writing Introductions" worksheet with a grid for drawing and writing.

The worksheets are designed to help students develop their writing skills through various activities, including drawing, writing, and using prompts.

Practice Writing

After the scaffolded lesson plans, there are extra mini lessons that gives students a guided practice through their writing. The teacher will guide them through a mini lesson including a review, prewrite, and drafting.

The image displays a collection of educational materials for 2nd-grade narrative writing. It is organized into three rows, each representing a different writing prompt. Each row includes a lesson plan page, a prompt card, a narrative writing form, and a narrative pre-writing form.

- Row 1:** The prompt is "Write a personal narrative about a time you got hurt." The lesson plan page (W.2.3) includes a "Narrative Writing" section with a "3 Parts to a Narrative Piece" diagram (Introduction to Event, Body-Sequenced Events + Details, Conclusion) and a "Narrative Writing" form with a "Big Moment" box. The pre-writing form includes a "Big Event" box and a "Clever Introduction" section.
- Row 2:** The prompt is "Write a personal narrative about your favorite vacation." The lesson plan page (W.2.3) includes a "Narrative Writing" section with a "3 Parts to a Narrative Piece" diagram and a "Narrative Brainstorming" form. The pre-writing form includes a "Big Event" box and a "Clever Introduction" section.
- Row 3:** The prompt is "Write a fiction narrative about a giant living in a castle in the cloud." The lesson plan page (W.2.3) includes a "Narrative Writing" section with a "3 Parts to a Narrative Piece" diagram and a "Narrative Writing" form with a "Beginning" and "End" box. The pre-writing form includes a "Big Event" box and a "Clever Introduction" section.

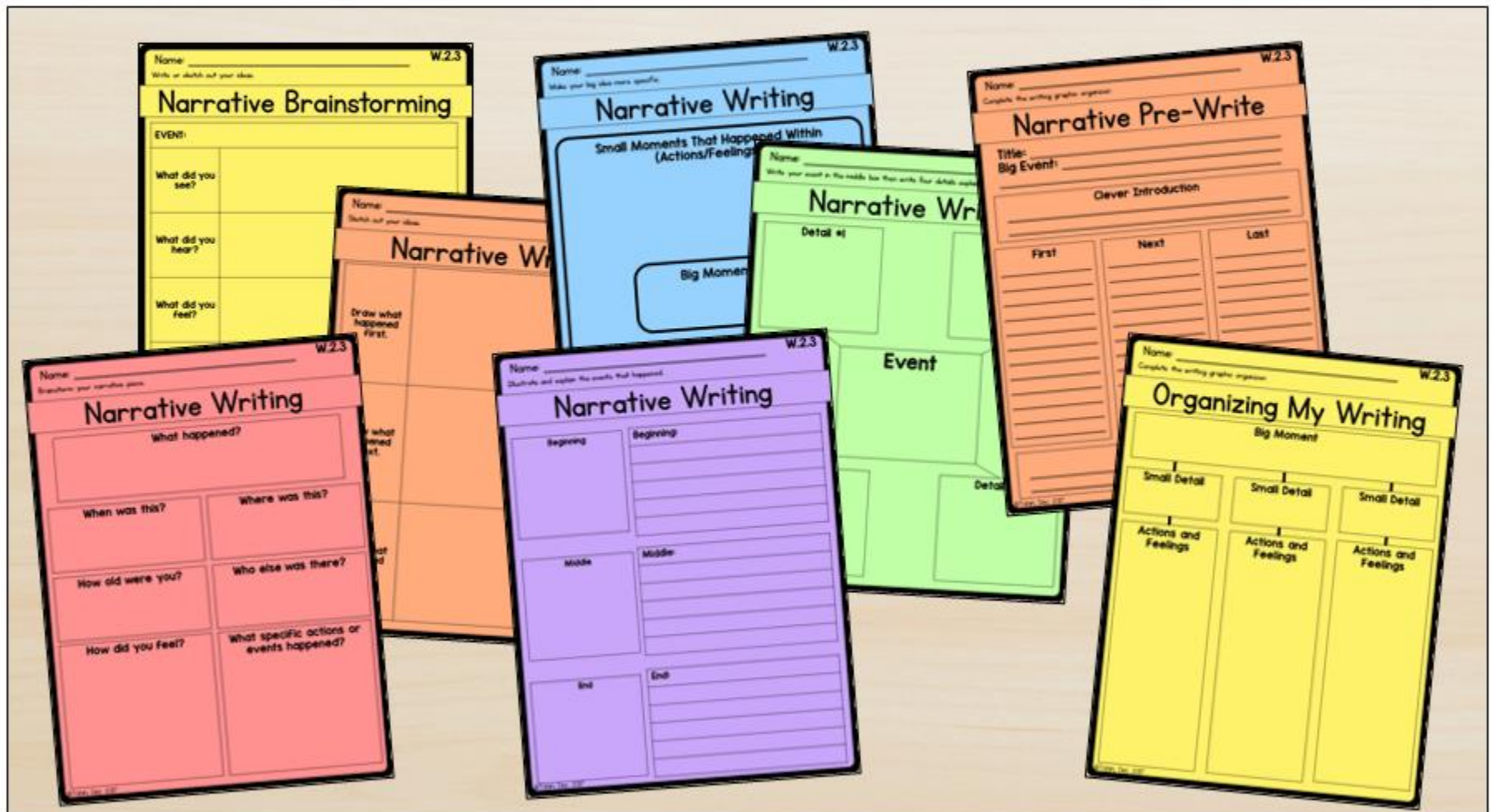
Extra Prompts

You're also provided with **prompts** that will help give students practice.




Graphic Organizers

You're also provided with **graphic organizers** that you can pull from and use for any narrative writing activity.



Extra Writing Papers

You're also provided with **writing papers** that you can pull from and use for any narrative writing activity. It includes primary and intermediate lines, plus three options of illustration box sizes.



Digital Additions

4 pieces of this writing unit have been converted into digital options. The passages and graphic organizers now come in Google Slides.

- Graphic organizers
- Self-assessment
- Prompts
- Writing papers

