

Nouns & Verbs

whale swims.

The dog sleeps.

Nouns
A noun is a person, place, or thing.

person	
place	
thing	

jump

brush

walk

L.K.I.b

This ELA unit provides resources to use while teaching the standard **L.K.I.b**, which states that students will be able to **“Use frequently occurring nouns and verbs.”**



Using This Unit

Let's look at the structure of this unit.

Lesson Plans

- There are 5 steps in the lesson plan of this unit. Depending on how long you have for mini lessons for Language, you can choose to do all 5 steps in one day or break it up over 2-4 days. I suggest at least 10 minutes for your daily lesson, then 15-20 minutes+ for practice time. Putting your activities together may take a week to complete.

Graphic Organizers

- These can be used throughout the unit as you see fit. You can use them with your lessons if you need more or use them within their partner/independent time.

Centers













- These can be used throughout the unit as you see fit, too. They can be used during group work, down time, or however they fit into your current ELA block structure.

Assessment

- There is one informal assessment activity at the end of the lesson plan. When you're finished teaching your unit, use this assessment with your students.

Mini Lessons

There is a lesson plan outline in this unit. There are five steps within this unit, which may take about a week to complete, depending on how long your ELA block is. Activities range from group work, partner activities, whole group lessons, and independent activities.

<p>Kindergarten Language Lesson</p> <p>L.K.1.b</p> <p>I can use nouns and verbs.</p> <p>Use frequently occurring nouns and verbs.</p> <p>Vocabulary: noun, verb</p> <p>Materials: anchor charts, picture cards</p> <p>Activities to Teach: Steps 1-3 will focus on nouns. Steps 4-6 will focus on verbs. Step 1: Teacher will create two anchor charts with students at about 10:00. They will display the mini posters and discuss. Step 2: Teacher will display one picture at a time on the board. Step 3: Students will participate in a Mix-Pair-Share activity. The students will stand up and spread out around the room, pair up with a new partner, and answer the teacher's question. The teacher will read and identify the noun in the sentence. (Script on page 20) Step 4: Teacher will create two anchor charts with students at about 10:00. They will display the mini posters and discuss. Step 5: Students will participate in another Mix-Pair-Share activity. The students will stand up and spread out around the room, pair up, and share one sentence about the picture on the board. Step 6: Students will stand up and spread out around the room, pair up, and share one sentence about the picture on the board. Step 7: Students will stand up and spread out around the room, pair up, and share one sentence about the picture on the board. Step 8: Students will stand up and spread out around the room, pair up, and share one sentence about the picture on the board.</p> <p>Suggested Group/Partner Centers: -Center #1-3 in group</p> <p>Assessment: -Teacher will ask students to identify nouns and verbs in sentences. Then, they must verbally use the words in a sentence.</p>	<h2>Nouns</h2> <p>A noun is a person, place, or thing.</p> <p>person</p> 							
<h3>Identifying Nouns Script</h3> <p>"We are going to play a Mix-Pair-Share activity. First, let's all mix up for five seconds. 1-2-3-4-5. Freeze! Pair up with the closest person. Now, let's share. Listen to the sentence, 'The dogs play'. Share with your partner the noun in the sentence 'The dogs play'.</p> <p>Good job! Did you and your partner say do? Let's do another. Mix up. 1-2-3-4-5. Pair up. Now, listen and share. 'My teacher reads.' Share the noun in that sentence.</p> <p>Great! Did you and your partner say do? Let's do another. Mix up. 1-2-3-4-5. Pair up. Now, listen and share. 'An airplane flies high.' Share the noun in that sentence.</p> <p>Repeat with these sentences: -My dog naps. -The notebook is red. -Is the T.V. on? -My lunch is delicious. -The leaves are falling.</p>	<h2>Verbs</h2> <p>A verb is an action word.</p>  <p>run</p> <p>You can run.</p>  <p>jump</p> <p>You can jump.</p>  <p>read</p> <p>You can read.</p> <p>Verbs are actions that you can do.</p>	 <p>walk</p>	 <p>kick</p>	<p>swim</p>	<p>cook</p>	<p>sing</p>	<p>paint</p>	<p>dig</p>
		 <p>eat</p>	 <p>wave</p>					
		 <p>climb</p>	 <p>think</p>					

Extra Resources

On top of the lesson plans you get for the L.K unit, you also get centers and graphic organizers that will help you teach this unit. These can be used during this unit AND reused throughout the year as review.

The image displays a variety of educational resources for young learners, including:

- Nouns Worksheets:** Several pages with sections for "People" and "Places". One page shows a drawing of a dog with the sentence "The dog chews." and another shows a drawing of a person with the sentence "My dad grills."
- Verbs Worksheets:** Pages with sections for "People" and "Places". One page shows a drawing of a dog with the sentence "The dog wins a prize." and another shows a drawing of a person with the sentence "She fed the dog."
- Graphic Organizers:** A large purple banner with the text "Graphic Organizers" is overlaid on the worksheets.
- Centers:** A large purple banner with the text "Centers" is overlaid on the activity cards. The cards include:
 - A card with the word "Verbs" in large yellow letters.
 - A card with the word "Nouns" in large red letters.
 - A card with the word "swim" and a drawing of a person swimming.
 - A card with the word "pull" and a drawing of a person pulling a rope.
 - A card with the word "mp" and a drawing of a person jumping.
 - A card with the word "ry" and a drawing of a person riding a bicycle.
 - A card with the sentence "An ear can hear." and a drawing of an ear.
 - A card with the sentence "A mermaid swims." and a drawing of a mermaid.
 - A card with the sentence "The boy naps." and a drawing of a boy napping.
 - A card with the sentence "The light is on." and a drawing of a lamp.
 - A card with the sentence "The girl jumps." and a drawing of a girl jumping.
 - A card with the sentence "The crocodile swims." and a drawing of a crocodile.
 - A card with a drawing of a house and a person.
 - A card with a drawing of a pool and a person.
 - A card with a drawing of a person and a house.
 - A card with a drawing of a person and a house.