

Plural Nouns



Irregular Plural Nouns L3.1b

Name: _____

Circle the incorrect plural noun, then rewrite the correct plural noun to the side.

Wrap up with a few scarf's to keep warm!	
Mom told me I had to brush my tooth's before bed.	
I saw a few pair of scissor's on the table for our activity.	
We replaced the horseshoe's on their hoof's today.	
The farmer went out this morning to feed his sheep's.	
The policemen kept the child's safe last night.	
My mom and dad saw fish's when they walked on the dock.	
We fed the goose's some crumbs of bread by the lake.	
There were person's outside trying to sell my mom flower's.	
My foot's must have grown because they don't fit into my shoe's anymore.	

Plural Nouns

a. _____

b. _____

c. _____

d. _____

e. _____

i. **sheep**


a. **child**


b. **house**


j. **quiz**


What Teachers Have Said...


L.3.1.b

Name: _____


Circle the incorrect plural noun, then rewrite the correct plural noun to the side.

Irregular Plural Nouns


Wrap up with a few scarfs to keep warm!	
Mom told me I had to brush my tooths before bed.	
I saw a few pair of scissors on the table for our activity.	
We replaced the horseshoes on their hoofs today.	
The farmer went out this morning to feed his sheeps.	
The policemen kept the childs safe last night.	
My mom and dad saw fishes when they were on the dock.	
We fed the geoses some crumbs of the lake.	
There were persons outside trying to sell my mom flowers.	
My foots must have grown into my shoes.	

s. bush 

n. wolf 

k. cherry 

l. goose 

i. person 

m. tooth 

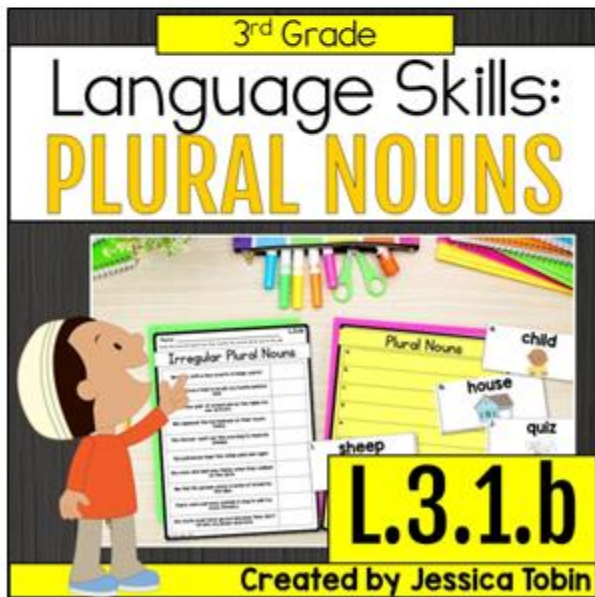
“I absolutely loved this unit! My students were fully engaged, and the centers were great for small group time. I plan to use this every year from here on out!”

“This was helpful my students because they could have their own anchor chart. My students also enjoyed the practice sheets and task cards.”

“This is a great resource that provided excellent activities and lesson for my students with parts of speech.”

L.3.1.b

This ELA unit provides resources to use while teaching the standard L.3.1.b, which states that students will be able to **“Form and use regular and irregular plural nouns.”**



Using This Unit

Let's look at the structure of this unit.

Lesson Plans

- The lesson plans in these language units usually range between 5-7 steps. Depending on how long you have for mini lessons for Language, you can choose how to break the steps apart. You can teach it over 2 days, or you could stretch the steps out over 5 days. It all depends on the time you have allotted for Language. I suggest at least 10 minutes for your daily lesson, then 15-20 minutes (or more) for practice time. Putting your activities together may take a week to complete.

Graphic Organizers

- These can be used throughout the unit as you see fit. You can use them with your lessons if you need more or use them within their partner/independent time.

Centers & Interactive Notebook Pieces

- These can be used throughout the unit as you see fit, too. They can be used during group work, down time, or however they fit into your current ELA block structure.

Assessment

- There is one informal assessment activity at the end of the lesson plan. When you're finished teaching your unit, use this assessment with your students.

Mini Lessons

There is a lesson plan outline in this unit. There are five steps within this unit, which may take about a week to complete, depending on how long your ELA block is. Activities range from group work, partner activities, whole group lessons, and independent activities.

3rd Grade Language Lesson

L.3.1.b

I can use regular and irregular plural nouns.

Form and use regular and irregular plural nouns.

Vocabulary: singular noun, plural noun, verbs

Materials: Anchor charts, Flip book, Sentence strip, Half sheets

Activities to Teach:

Day 1: Create anchor charts with meaning and examples of irregular nouns. Discuss how some have plurals and some do not. Place words on charts.

Day 2: Students will work with a partner to sort plural nouns into regularly spelled and irregularly spelled.

Day 3: Students will flip and trim the book, then they will cut out the words and glue them on the book.

Plural Nouns

Some plural nouns are regular plurals, which just add s or es to the word.

Irregular plurals have special spellings.

Add -s	Most nouns that end with consonants.	bowls carpets
--------	--------------------------------------	------------------

Irregular Plural Nouns

Regular Plural Nouns

dresses	leaves	cups
mice	foxes	fish
windows	women	cities

books	sheep	messes
teeth	mugs	bags
trees	sheep	leaves

Plural Nouns

Add -s	dragons	ostriches
Add -s	wolves	
Add -s	fish	
Add -s	fairies	
Add -s	mailboxes	
Add -s	dresses	
Add -s	geese	
Add -s	people	
Change oo to o	dragons	
Change oo to o	wolves	
Change oo to o	fish	
Change oo to o	fairies	
Change oo to o	mailboxes	
Change oo to o	dresses	
Change oo to o	geese	
Change oo to o	people	
No change		

Name: _____

The people in the crowd started to chant for more music.

The teacher needed to watch the children carefully.

I told my mom I wanted to eat all the candies in the store.

Do you think the boxes will be okay in the attic?

The policemen guarded the house last night.

All I can find is one shoe for my feet.

Dad put all the dishes in the sink after we ate dinner.

The apples were picked off the apple tree today.

The baker carefully sliced the loaves for the bakery.

Mom asked if I could see the school fish in the water.

Name: _____

Name: _____

Name: _____

quiz	stone
child	bench
wolf	city
puppy	mouse
life	butcher
tooth	sheep

Name: _____

Centers

On top of the lesson plans you get for the L.3 unit, you also get centers that will help you teach this unit. These can be used during this unit AND reused throughout the year as review.

Center 1: Match the singular plural noun to the irregular plural noun. L.31b

1 leaf	2 leaves
1 foot	1 tooth
1 mouse	1 shoe
1 baby	1 spoon

Center 1: Match the singular plural noun to the irregular plural noun. L.31b

1 dress	2
1 candy	2
1 man	2
1 berry	2

Center 1: Match the singular plural noun. L.31b

1 sheep	2
1 cactus	2
1 person	2
1 box	2

Center 2: Write the plural noun, then sort the plural nouns into different categories. L.31b

1 alligator	1 bag
1 boot	1 berry
1 dress	1 tooth
1 bench	1 foot
	1 loaf

Center 2: Write the plural noun, then sort the plural nouns into different categories. L.31b

1 child	1 person
1 cactus	1 ox
1 mouse	1 dice
1 sheep	1 fish

Center 3: Students will draw a singular noun card, then find the number on the recording sheet and write the plural noun. L.31b

a. cactus	b.
c. child	d.
e. sheep	f.
g. bottle	h.
i. bus	j.

Center 3: Students will draw a singular noun card, then find the number on the recording sheet and write the plural noun. L.31b

k. cherry	l. goos
m. tooth	n. wolf
o. fireman	p. dish
q. fish	r. her
s. bush	t. pers

Center 4: Students will pull a singular noun out of the pile. Then they will find the matching letter on their recording sheet and write the plural in a sentence. L.31b

a. child	b. house
c. tooth	d. key
e. candy	f. shelf
g. species	h. mess
i. sheep	j. quiz

Center 2: Write the plural noun, then sort the plural nouns into different categories. L.31b

Added -s
Added -es
Added -ies
Changed oo to o
Changed f to v
Changed word ent
No change

Write the Plural

a.	b.
c.	d.
e.	f.
g.	h.
i.	j.
k.	l.
m.	n.
o.	p.
q.	r.
s.	t.

Plural Nouns

a.
b.
c.
d.
e.
f.
g.
h.
i.
j.

Extra Resources

On top of the lesson plans you get for the L.3 unit, you also get interactive notebook pieces and graphic organizers that will help you teach this unit. These can be used during this unit **AND** reused throughout the year as review.

The collage features several educational resources:

- Plural Nouns Worksheet (Orange):** Includes a section titled "Plural Nouns" with illustrations of a dog and a cat, and a section titled "Regular or Irregular?" with a table for classification.
- What's the Singular? (Green):** A worksheet titled "What's the Singular?" with the instruction "Read the sentences. Find the plural noun, write the singular." It includes sentences like "The mailmen use the same mail truck." and "The daycare takes care of babies every day."
- Plural Nouns Worksheet (Yellow):** A worksheet titled "Plural Nouns" with the instruction "Use each plural noun in a sentence." It lists nouns: dishes, countries, zoos, houses, children, cacti, oxen, deer, feet.
- Irregular Plural Nouns (Blue):** A worksheet titled "Irregular Plural Nouns" with the instruction "Circle the incorrect plural noun, then rewrite the correct plural noun to the side." It includes sentences like "Wrap up with a few scarfs to keep warm!" and "Mom told me I had to brush my toothhs before bed."
- Interactive Notebook Piece (Blue):** A piece titled "Plural Nouns" with the instruction "Lift the flap and write the plural noun." It shows two flaps with illustrations of a cup and a box.
- Regular or Irregular? (Pink):** A graphic organizer titled "Regular or Irregular?" with columns for "Singular" and "Plural".
- Irregular Plural Nouns (Pink):** A piece titled "Irregular Plural Nouns" with the instruction "Lift the flaps and write eight..." It lists nouns: fish, child, person, species.
- Regular or Irregular? (Green):** A graphic organizer titled "Regular or Irregular?" with columns for "Singular" and "Plural". It lists nouns: books, magnets, shells, teeth, fish, tables, glasses, babies, leaves, dishes, mice.

Interactive Notebook Pieces

Graphic Organizers