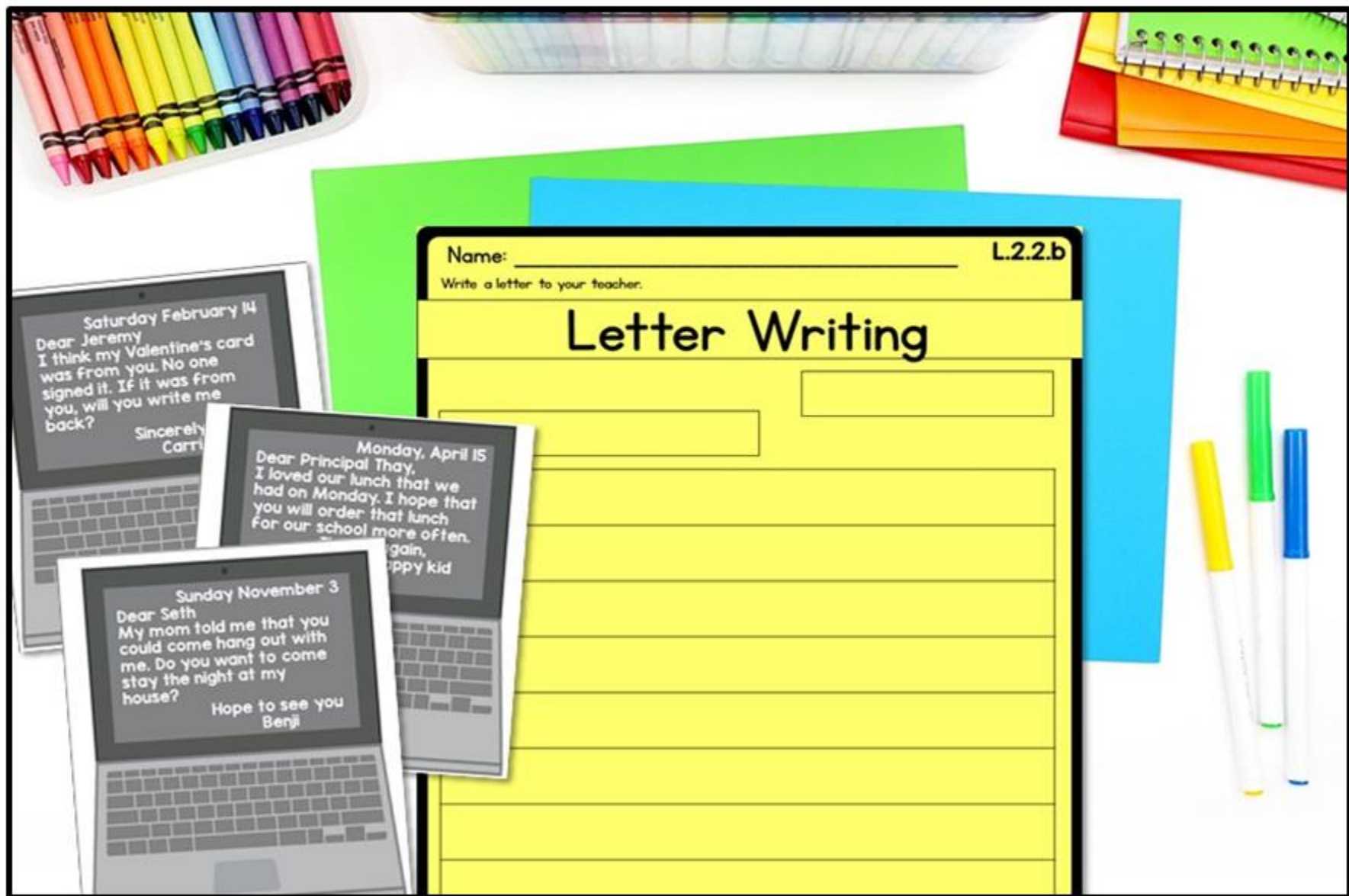


Commas in Letters



Name: _____

L.2.2.b

Write a letter to your teacher.

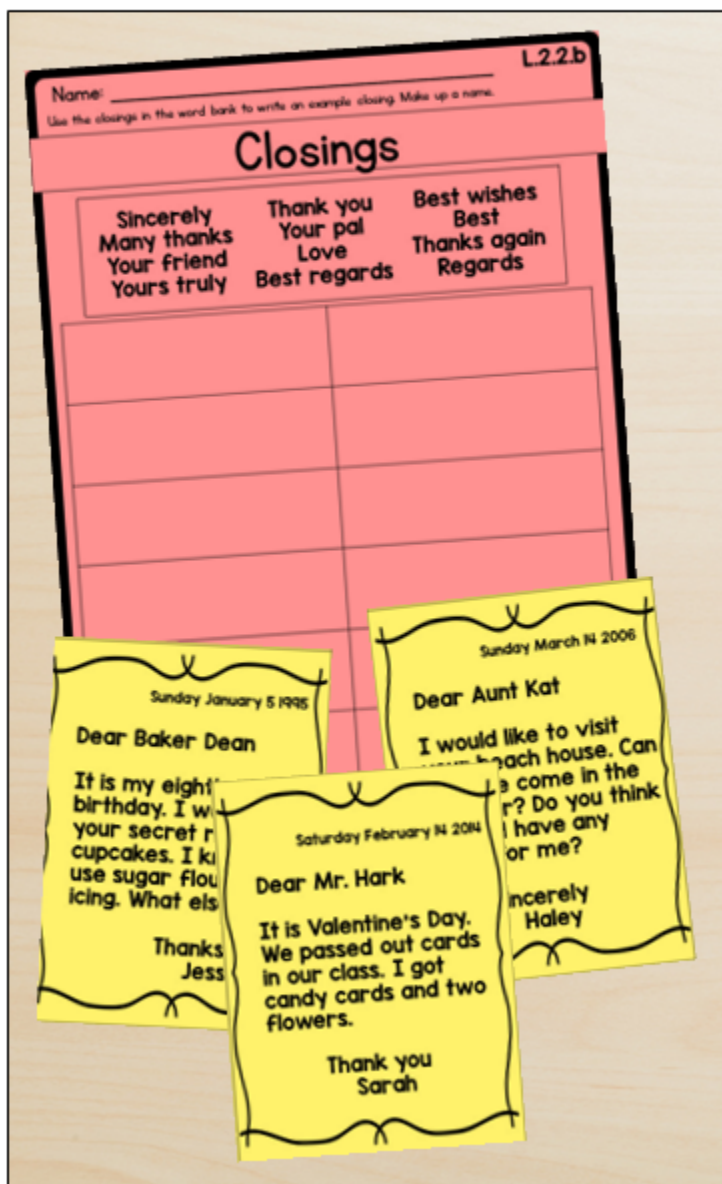
Letter Writing

Saturday February 14
Dear Jeremy
I think my Valentine's card
was from you. No one
signed it. If it was from
you, will you write me
back?
Sincerely
Carri

Monday, April 15
Dear Principal Thay,
I loved our lunch that we
had on Monday. I hope that
you will order that lunch
for our school more often.
Thank you,
again,
Happy kid

Sunday November 3
Dear Seth
My mom told me that you
could come hang out with
me. Do you want to come
stay the night at my
house?
Hope to see you
Benji

What Teachers Have Said...



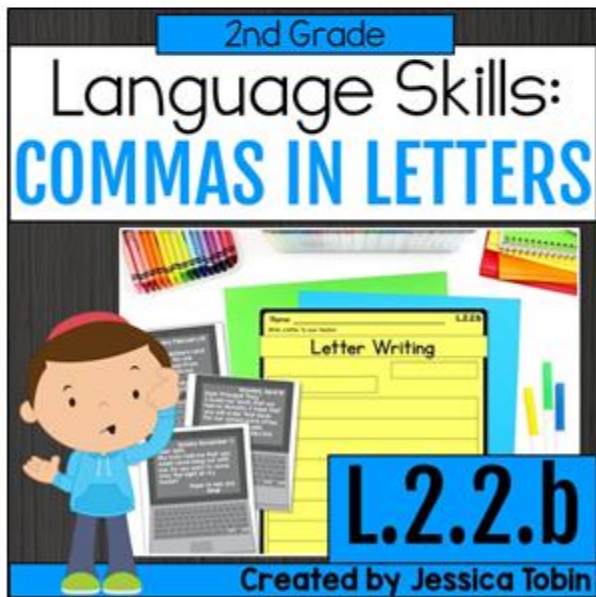
"This has become my go to resource for teaching commas in letters. It scaffolds the process so well and my students always love the activities!"

"This was a great resource to use to teach students commas in a letter. My students enjoyed using it and gained a better understanding of the use of commas."

"This is an excellent resource. I used it when learning about commas in letters. The students were actively engaged and it helped reinforce the concept."

L.2.2.b

This ELA unit provides resources to use while teaching the standard **L.2.2.b**, which states that **students will be able to "Use commas in greetings and closings of letters."**



Using This Unit

Let's look at the structure of this unit.

Lesson Plans

- The lesson plans in these language units usually range between 5-7 steps. Depending on how long you have for mini lessons for Language, you can choose how to break the steps apart. You can teach it over 2 days, or you could stretch the steps out over 5 days. It all depends on the time you have allotted for Language. I suggest at least 10 minutes for your daily lesson, then 15-20 minutes (or more) for practice time. Putting your activities together may take a week to complete.

Graphic Organizers

- These can be used throughout the unit as you see fit. You can use them with your lessons if you need more or use them within their partner/independent time.

Centers & Interactive Notebook Pieces

- These can be used throughout the unit as you see fit, too. They can be used during group work, down time, or however they fit into your current ELA block structure.

Assessment

- There is one informal assessment activity at the end of the lesson plan. When you're finished teaching your unit, use this assessment with your students.

Mini Lessons

There is a lesson plan outline in this unit. There are five steps within this unit, which may take about a week to complete, depending on how long your ELA block is. Activities range from group work, partner activities, whole group lessons, and independent activities.

2nd Grade Language Lesson
1.2.2.b
I can use commas when writing letters.

Use commas in greetings and closings of letters.

Commas in Letters
All letters have a greeting and a closing. Some have dates, too.

Incorrect Examples

Dear, Mackenzie,	Dear Dad,
Monday, January 2, 2017	Sincerely, Jessica

Correct Examples

Monday June 3 2006	Saturday February 11 2016
Dear Mom	Dear Mr. Hark
I made it to school. We are learning how to write letters. It's a lot of fun.	It is Valentine's Day. We passed out cards in our class. I got candy cards and two flowers.
See you later Keith	Thank you Sarah

Commas in Letters

Sunday March 11 2006	Sunday January 5 1995
Dear Aunt Kat	Dear Baker Dean
I would like to visit your beach house. Can I please come in the summer? Do you think you will have any room for me?	It is my eighth birthday. I would like your secret recipe for cupcakes. I know you use sugar flour and icing. What else?
Sincerely Haley	Thanks Jess

Letter to the Principal:

Letter to the President:

Extra Resources

On top of the lesson plans you get for the L.2.2.b unit, you also get interactive notebook pieces and graphic organizers that will help you teach this unit. These can be used during this unit AND reused throughout the year as review.

