

Collective Nouns

The image shows a collection of school supplies and a worksheet. At the top, there are several colored crayons in a white tray. To the left, there is a blue glue stick and a pair of blue scissors. In the center, there are several cutouts: one with four lions, one with a bunch of bananas, one with a boy on stairs, and one with a herd of elephants. To the right, there is a yellow pencil held by a hand. The worksheet is titled 'Collective Nouns' and has a word bank with the following words: forest, army, class, flight, crowd, gaggle, pride, swarm, pack. The worksheet also has a name field and a grade level field (L.2.1.a). Below the word bank, there are several sentences with blanks for collective nouns.

Name: _____ L.2.1.a
Use the word bank to fill in the correct collective nouns.

forest	flight	pride
army	crowd	swarm
class	gaggle	pack

The _____ of soldiers protect the United States of America.

My teacher has a _____ of students in second grade.

The _____ of geese flew above my house.

I saw a _____ of trees on my road trip.

I would not want to come across a _____ of lions.

The large _____ of people waited to the left of the stage.

I fell all the way down the _____ of stairs.

The _____ of wolves walked outside of their den.

I saw a _____ of bees buzzing outside of the door.

©Jessica Tobin- Elementary Nest

What Teachers Have Said...



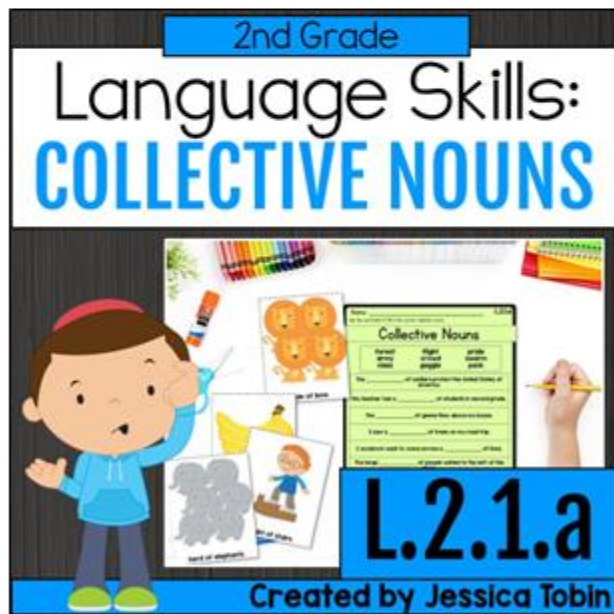
“Collective nouns can be so tricky for our kiddos that lack background knowledge. They’ve had a kick getting to read the options you’ve included as they build their vocabulary of collective nouns! I love that you’ve included hands-on work as well as worksheets for grading and observational purposes!”

“My students loved this resource. I used it to teach a whole class lesson. It had many parts available to fit the needs of my various student levels.”

“I loved how comprehensive this resource was. It was great having the lessons and practice all in one place.”

L.2.1.a

This ELA unit provides resources to use while teaching the standard **L.2.1.a**, which states that **students will be able to "Use collective nouns (e.g., group)."**



Using This Unit

Let's look at the structure of this unit.

Lesson Plans

- The lesson plans in these language units usually range between 5-7 steps. Depending on how long you have for mini lessons for Language, you can choose how to break the steps apart. You can teach it over 2 days, or you could stretch the steps out over 5 days. It all depends on the time you have allotted for Language. I suggest at least 10 minutes for your daily lesson, then 15-20 minutes (or more) for practice time. Putting your activities together may take a week to complete.

Graphic Organizers

- These can be used throughout the unit as you see fit. You can use them with your lessons if you need more or use them within their partner/independent time.

Centers & Interactive Notebook Pieces

- These can be used throughout the unit as you see fit, too. They can be used during group work, down time, or however they fit into your current ELA block structure.

Assessment

- There is one informal assessment activity at the end of the lesson plan. When you're finished teaching your unit, use this assessment with your students.

Mini Lessons

There is a lesson plan outline in this unit. There are five steps within this unit, which may take about a week to complete, depending on how long your ELA block is. Activities range from group work, partner activities, whole group lessons, and independent activities.

2nd Grade Language Lesson	L.2.1.a	
	I can use collective nouns.	
	Use collective nouns (e.g., group).	
Vocabulary collective noun noun	Materials Anchor charts Guessing game Flip book	Sentence strips Centers Printables Interactive Poems
Activities to Teach: Day 1: Create anchor chart with meaning and examples of collective nouns, or display on poster. Discuss examples and meaning with class. Day 2: Teachers and students will play a guessing game. Teacher will display a collective noun and students will have to correctly guess the noun it affixes. Day 3: Students will create a types of collective noun flip book. They will fold and trim the flaps, then cut and paste the types of collective nouns. Day 4: Students will work with partners to read through 10 sentences and		

Collective Nouns

a word that describes a collection or group of people, things, or animals.

People
 class of students
 choir of singers
 crowd of people
 army of soldiers

For teacher display

?	?	?
staff	army	crowd
?	?	?
pride	pack	herd

For teacher answers

staff of workers	army of soldiers	crowd of people

Collective Nouns

people

animals

things

herd of cows	library of books
murder of crows	band of musicians
string of pearls	crew of sailors
fleet of ships	plague of insects
pod of dolphins	constellation of stars
crew of workers	gang of thieves

My dad has a big set of tools.

I want to join a troupe of dancers.

That pack of wolves is way too close.

My dog just had a litter of puppies.

Do you see that fleet of ships out in the ocean?

My brother made the team of football players.

Ms. Smith is on the staff of teachers.

There is a herd of deer that run through my yard.

The army of ants is crawling on my sidewalk.

A school of fish is swimming in the ocean.



My Nature Walk

By: _____



Centers

On top of the lesson plans you get for the L.2.1.a unit, you also get centers that will help you teach this unit. These can be used during this unit AND reused throughout the year as review.



Center 1: Students will match the collective noun to the picture.

herd		pod
flock		hi





Center 1: Students will match the collective noun to the picture.

library		bouquet
range		bale







Center 1: Students will match the collective noun to the picture.

team		choir
fleet		clump

Center 2: Students will draw a task card and circle the correct collective noun for each missing blank.

 _____ of fish school army herd	 _____ of dolphins swarm pod
 _____ of bees swarm catch host	 _____ of grapes troop board cluster

Center 2: Students will draw a task card and circle the correct collective noun for each missing blank.

 _____ of islands cluster wad forest	 _____ of bees hive swarm
 _____ of thieves set mob zoo	 _____ of mountains range cluster
 _____ of crows board murder army	 _____ of shoes litter host pair

Center 3: Students will sort the types of collective nouns under the people, things, or animals categories.

school of fish	army of soldiers
string of pearls	army of ants
class of students	library of books
flock of sheep	gang of thieves
pair of shoes	litter of kittens
crowd of people	bunch of keys
pod of dolphins	staff of employees

Center 3: Students will sort the types of collective nouns under the people, things, or animals categories.

album of pictures	murder of crows
audience of people	chain of islands
hive of bees	band of musicians
hedge of bushes	herd of cattle
choir of singers	bail of hay
school of fish	crew of sailors
galaxy of stars	fleet of ships

ANIMALS

THINGS

PEOPLE

Extra Resources

On top of the lesson plans you get for the L.2.1.a unit, you also get interactive notebook pieces and graphic organizers that will help you teach this unit. These can be used during this unit AND reused throughout the year as review.

The collage features several educational resources:

- Yellow Worksheet:** "Collective Nouns" with a word bank: class of books, true, False, colony of ants, true, False.
- Blue Worksheet:** "Collective Nouns" with sentences: "I want to stay away from that hive of...", "The pod of dolphins swam right up near...", "My teacher has the best library of books...", "There was a fleet of ships next to the..."
- Green Worksheet:** "Collective Nouns" with a word bank: forest, army, class, flight, crowd, flock, pride, swarm, pack. Includes a sentence: "The _____ of soldiers protect the United States of America." and "My teacher has a _____ of students in second grade."
- Orange Worksheet:** "Collective Nouns" with a word bank: herd, pod, bouquet, group, pair, pack, school, crew, team.
- Red Worksheet:** "Collective Nouns" with a word bank: litter, bushel, set, fleet, herd, gaggle, pack. Includes a matching activity with pictures.
- Yellow Interactive Notebook Piece:** "Lift the flap and write a sentence using the collective noun." with a picture of a group of people.
- Blue Interactive Notebook Piece:** "Lift the flap and write the sentence using these collective nouns." with a word bank: pod, pack, flight, deck, colony, school.
- Green Interactive Notebook Piece:** "Use each collective noun" with a word bank: colony, school, bouquet, stack.

Interactive Notebook Pieces

Graphic Organizers